

**Foundation for Innovative New Diagnostics, India
(FIND India)**

Advertised Tender Enquiry (ATE)

Bid Document

For

**Renovation, Construction, Testing, Commissioning and Validation of TB
Containment Laboratory and associated works in compliance with National
Tuberculosis Elimination Program (NTEP), Central TB Division (CTD), Govt. of India**

Bid Ref. No.: SAMS/FIND India/G/2023/0006/0011/Lab Renovation/ATE/16



(Procurement Agency)

STRATEGIC ALLIANCE

Management Services Pvt. Ltd.

B-18, Sector-6, NOIDA, G.B. Nagar, Uttar Pradesh - 201301

Email: procurement@samsconsult.com

Website: www.samsconsult.com

Letter of Technical Bid

The Bidder must prepare the Letter of Technical Bid on its letterhead clearly showing the Bidder's complete name and address.

Note: All italicized text is for use in preparing these forms and shall be deleted from the final products.

Date: [insert date (as day, month and year) of Bid Submission]

Bid Ref. No.: [insert number of bidding process]

To: **[insert complete name of Purchaser]**

- (a) We hereby declare that all the information and statements made in this proposal are true and we accept that any misinterpretation or misrepresentation contained in this proposal may lead to our disqualification by the client.
- (b) Our bid shall be valid for a period fixed for the bid submission deadline in accordance with the Bidding Documents, and it shall remain binding upon us and may be accepted at any time before the expiration of that period;
- (c) We, along with any of our subcontractors, suppliers, consultants, manufacturers, or service providers for any part of the contract, are not debarred by any Procuring Entity under the State / UT Government, the Central Government, Autonomous body, Authority by whatever name called under them, UNOPS, UNDP, SAMS or GFATM as on the date of opening of bids;
- (d) Our proposal is binding upon us and subject to any modifications resulting from the contract negotiation.

Name of the Bidder

Name of the person duly authorized to
sign the Bid on behalf of the Bidder

Title of the person signing the Bid

Signature of the person named above

Date signed.

Advertised Tender Enquiry (ATE)

Bid Document for

Renovation, Construction, Testing, Commissioning and Validation of TB Containment Laboratory and associated works in compliance with National Tuberculosis Elimination Program (NTEP), Central TB Division (CTD), Govt. of India

Key Bidding Information

Bid Ref No.	SAMS/FIND India/G/2023/0006/0011/Lab Renovation/ATE/16
E-procurement Portal (FIND India)	https://procurementindia.finddx.org/Account/Login.aspx
Name of the Project	Procurement of Equipment, Goods, Works Services and Reagents for Foundation for Innovative New Diagnostics, India (FIND India) for The Global Fund Grant Project under the National Tuberculosis Elimination Program (NTEP), Govt. of India
Source of Funding	The Global Fund to Fight AIDS, Tuberculosis and Malaria (The Global Fund (TGF))
Date of Commencement of Download of Bidding Documents	03/03/2023 from 10:00 AM (Link https://www.samsconsult.com/FIND.aspx)
Last Date and Time for Receipt of Request for Clarifications	11/03/2023 till 04:00 PM (All such request must be submitted through mail to procurement@samsconsult.com)
Time and Date for online Pre-Bid Meeting	13/03/2023 at 11.00 AM The meeting shall be done on hybrid mode (offline/online). Prospective bidders may use the link https://join.skype.com/qYHfdbXvv6VB
Last Date & Time for Submission of Bids	24/03/2023 till 03.00 PM
Date & Time for Opening of Technical Bids	24/03/2023 till 03.30 PM The meeting shall be done on hybrid mode (offline/online). Bidders may use the link https://join.skype.com/tJ44p2WtyqiK
Place of Pre-Bid Meeting	Hybrid Mode (Offline and Online through Skype): https://join.skype.com/qYHfdbXvv6VB
Place of Pre-Bid Meeting (offline)	M/s Strategic Alliance Management Services Pvt. Ltd. B-18, Sector-6, Noida, G.B. Nagar Uttar Pradesh – 201301

Advertised Tender Enquiry (ATE)
for
Renovation, Construction, Testing, Commissioning and Validation of TB Containment Laboratory and associated works in compliance with National Tuberculosis Elimination Program (NTEP), Central TB Division (CTD), Govt. of India

IFB No.: SAMS/FIND India/G/2023/0006/0011/Lab Renovation/ATE/16 Dated: 03/03/2023

1. Strategic Alliance Management Services Pvt. Ltd. (SAMS) has been engaged by “Foundation for Innovative New Diagnostics” (FIND India), New Delhi, India (a not-for-profit Company created under Section 8 (Indian) Companies Act, 2013) for providing procurement consultancy services for equipment, goods, works and services for TB Laboratories established across India under National Tuberculosis Elimination Program(NTEP), Ministry of Health and Family Welfare, Govt. of India. FIND India has plans to upgrade FOUR (4) TB Containment Laboratories in Medical Colleges/ Govt. Hospitals / Institutions across the India for the NTEP.
2. **SAMS hereby invites e-bids (through E-procurement system of FIND India) from eligible and qualified Bidders for the Renovation, Construction, Commissioning, Testing, and Validation of TB Containment Laboratories and associated works at 04 sites as given in the Schedule of Requirement of the Bid Document.**
3. Bidding will be conducted through **E-procurement system of FIND India** by ‘Advertised Tender Enquiry’ method and procedures as set out in the ‘General Financial Rule – 2017’ and Manual of Policies and Procedure for Purchase of Goods and Works issued by Department of Expenditure, Ministry of Finance, Govt. of India.
4. Bidders are required to submit Bid Security Declaration as per format provided in the Bid Document. Certain class of Bidders are exempted from submission of Bid Security. Details are given in Bid Documents
5. The Bid Document can be freely downloaded from the website www.samsconsult.com and E-procurement system of FIND India starting from **10.00 AM on 03/03/2023**. Bidders shall be solely responsible for checking the above website for any addendum/amendment issued subsequent to publication of this IFB and take the same into consideration while preparing and submitting their bids.
6. Bidders’ representatives are invited to attend an offline/in person (physical) **pre-bid meeting at 11.00 AM on 13/03/2023** at the address mentioned above. Please note that non-attendance at the pre-bid meeting will not be the cause of disqualification of bidders. Bidders can also participate in an online pre-bid meeting through skype link <https://join.skype.com/qYHfdbXvv6VB> at the scheduled time and date of pre-bid meeting. Bidders who are unable to attend the pre-bid meeting (online or offline) can send their written requests for clarification, if any up to 04.00 PM till 11/03/2023 at email procurement@samsconsult.com.
7. **Bids must be submitted online on or before 03:00 PM on 24/03/2023 by Bidders**, registered as Vendor on the e-Procurement System. All documents required towards submission of bids must be uploaded online.
8. **The Technical Bids will be opened on the same day at 03.30 PM** (<https://join.skype.com/tJ44p2WtyqiK>) **on the e-Procurement System** and the name of bidders who have submitted their bids upto scheduled date and time shall be made

Sanjay Rastogi
Director, SAMS

SECTION– I: INSTRUCTIONS TO BIDDERS (ITB)

A. PREAMBLE

1. INTRODUCTION

- 1.1 Strategic Alliance Management Services Private Limited (SAMS), acting as Procurement Agent on behalf of Foundation for Innovative New Diagnostics (FIND) India, New Delhi (hereinafter referred as “Purchaser”) has issued this Bid Documents for selection of Contactor(s) to Renovation, Construction, Commissioning, Testing, and Validation of TB Containment Laboratories and associated works on at **FOUR (4) sites** as given in Schedule of Requirement of the Bid Documents.
- 1.2 This Chapter provides the relevant information as well as instructions to assist the prospective bidders in preparation and submission of bids. It also includes the mode and procedure to be adopted by the Purchaser for receipt and opening as well as scrutiny and evaluation of bids and subsequent placement of award / contract.
- 1.3 Before preparing the bid and submitting the same to the Purchaser, the bidder should read and examine all the terms & conditions, instructions etc. contained in the Bid Documents. Failure to provide required information or to comply with the instructions incorporated in this Bid Documents may result in rejection of bid submitted by bidders.

2. AVAILABILITY OF FUNDS

- 2.1 Expenditure to be incurred for the proposed works will be met from the funds provided by The Global Fund (TGF) grant through FIND India.

3. SITE VISIT

- 3.1 It is strongly recommended that the Bidders may visit and examine, at their own expense, the Site of Works and its surroundings and obtain all information that may be necessary for preparing the bid and if awarded the work, entering into a contract for successful execution and completion of the work.

4. LANGUAGE OF BID

- 4.1 The bid submitted by the bidder and all subsequent correspondences and documents relating to the bid exchanged between the bidder and the Employer, shall be written in English language. However, the language of any printed literature furnished by the bidder in connection with its bid may be written in any other language provided, the same is accompanied by an English translation and, for purposes of interpretation of the bid, the English translation shall govern.

5. BIDDER’S ELIGIBILITY

- 5.1 This invitation for bids is open for all Organizations (Proprietorship Firms, Partnership Firms, Limited Liability Partnership Firms, Companies registered under Companies Act, 1956 or Societies Act, Trusts, Societies registered under respective Act and Jurisdiction in India). **Consortium or Joint Venture are not permitted.**
- 5.2 This invitation for bids is open to only Class – I Local Suppliers as per the order Ref. No. P-45021/2/2017-PP (BE-II) dated 16 September, 2020¹ issued by Department for Promotion of Industry and Internal Trade (DPIIT), Ministry of Commerce and Industry, Govt. of India. A Class-I Local Supplier means a supplier or

service provider, whose goods, services or works offered for procurement has local content equal to or more than 50%. The bidder is required to give an undertaking in the Form TECH-1: Form of Bid (Technical) of section -II of the Bid Document to the above effect. If such an undertaking given by a bidder whose bid is accepted is found to be false, this would be a ground for immediate termination and further legal action in accordance with law.

- 5.3 Any bidder from a country which shares a land border with India will be eligible to bid in this tender only if the bidder is registered with the Competent Authority. Where applicable, evidence of valid registration by the Competent Authority shall be attached, failing which their bids shall be rejected. The Competent Authority for the purpose of this clause shall be the Registration Committee constituted by the Department for Promotion of Industry and Internal Trade (DPIIT). More details may be found in the Office Memorandum (O.M.) Ref. F.No.6/18/2019-PPD dated 23/7/2020² issued by Public Procurement Division, Department of Expenditure, Ministry of Finance, Govt. of India. Further, A contractor shall not be allowed to sub-contract works to any contractor from a country which shares a land border with India unless such contractor is registered with the Competent Authority in India. Bidders are required to certify about compliance of above requirement in the Form TECH-1: Form of Bid (Technical) of section -II of the Bid Document to the above effect. If such a certificate given by a bidder whose bid is accepted is found to be false, this would be a ground for immediate termination and further legal action in accordance with law.

6. BIDDING EXPENSES

- 6.1 The bidder shall bear all costs and expenditure incurred and/or to be incurred by it in connection with its bid including preparation and submission of its bid and subsequently processing the same. The Purchaser will, in no case be responsible or liable for any such cost, expenditure etc. regardless of the conduct or outcome of the bidding process.

The Bid Document can be freely downloaded from the website www.samsconsult.com starting from **10.00 AM on 01/03/2023**. Bidders shall be solely responsible for checking the above website for any addendum/amendment issued subsequent to publication of this IFB and take the same into consideration while preparing and submitting their bids.

B. BIDDING DOCUMENTS

7. CONTENT OF BIDDING DOCUMENTS

- 7.1 The Bid Documents include the following Sections, in addition to the 'Notice Inviting Tenders (NIT)':

- Section I – Instructions to Bidders (ITB)
- Section II – Technical Proposal – Standard Forms
- Section III – Financial Proposal – Standard Forms
- Section IV – Schedule of Requirement, Technical Specifications and drawings/Layouts of Laboratories and required works
- Section V – Contract Form and Conditions of Contract
- Section VI – Other Standard Forms

- 7.2 The relevant details of the required works and services, procedure for bidding, bid evaluation, placement of contract, the applicable contract terms and also the standard formats to be used for this purpose are incorporated in the above-mentioned chapters. The interested bidders are expected to examine all such details etc. to proceed further.

² <https://www.doe.gov.in/sites/default/files/OM%20dated%2023.07.2020.pdf>

8. AMENDMENTS TO BID DOCUMENTS

- 8.1 At any time prior to the deadline for submission of bids, the Purchaser may, for any reason deemed fit by it, modify the Bid Documents by issuing suitable amendment(s) to it.
- 8.2 Such an amendment will be notified on SAMS website i.e. www.samsconsult.com & FIND India Procurement Software and the same shall be binding to all prospective Bidders.
- 8.3 In order to provide reasonable time to prospective bidders to take necessary action in preparing their bids as per the amendment, the Purchaser may, at its discretion extend the deadline for the submission of bids and other allied time frames, which are linked with that deadline.
- 8.4 Any bidder who has downloaded the Bid Documents should watch for amendment, if any, issued on the above website and the Purchaser will not issue separate communication to them. Purchaser shall not be responsible in any manner if prospective Bidders miss any notifications placed on above website.

9. CLARIFICATIONS OF TENDER DOCUMENTS

- 9.1 A prospective bidder requiring any clarification regarding Scope of Work and Technical Specifications, conditions of contract, etc. given in the Bid Documents may submit written request for **clarifications to SAMS by email at procurement@samsconsult.com up to 04.00 PM on 11/03/2023**. Copies of the Purchaser's response shall be promptly published at the Purchaser's website, including a description of the inquiry but without identifying its source.
- 9.2 All the prospective bidders will be notified of response to clarifications only through SAMS website i.e. www.samsconsult.com & FIND India Procurement Software. Any bidder who has downloaded the Bid Documents should watch for clarifications, if any, issued on the above website and The Purchaser will not issue separate communication to them.
- 9.3 The Purchaser shall not be responsible in any manner if a prospective bidder fails to notice any notifications placed on above websites.

10. PRE-BID MEETING

- 10.1 In order to provide response to any doubt regarding scope of work and technical specifications and conditions of contract etc. given in the Bid Documents, a pre-bid meeting (physical and online) has been scheduled in the office of the purchaser at **11.00 AM on 13/03/2023 and through skype link: <https://join.skype.com/qYHfdbXvv6VB>**.
- 10.2 During the pre-bid meeting, the clarification sought by representative of prospective bidders shall be responded appropriately. However, they shall be asked to submit their written request by close of office next day. The Purchaser shall upload written response to such requests for clarifications, without identifying its source. In case required, amendments, in terms of Para 7 above shall be issued, which shall be binding on all prospective bidders.

C. PREPARATION OF BIDS

11. DOCUMENTS COMPRISING THE BID

11.1 The bidder can submit the bid online through the **E-procurement system of FIND India** by using Two Bid System i.e. “**Technical Bid**” and “**Financial Bid**”. The Bid shall comprise the following:

A) **TECHNICAL BID**

- i) Bid Security Declaration furnished in accordance with ITB Para 17;
- ii) Documents in support of qualification criteria as stated in ITB Para 27.A.
- iii) Technical Bid Forms, duly filled as per formats given in the Bid Documents asunder:
 - (1) **Form TECH-1: Form of Bid (Technical)**
 - (2) **Form TECH-2: Bidders' Information Form**
 - (3) **Form TECH-3: Bidders' Preliminary Programme**
 - (4) **Form TECH-4: Proposed Project Team and Organizational Structure**
 - (5) **Form TECH-5: Works Management System**
 - (6) **Form TECH-6: Proposed Subcontractors and Suppliers**
 - (7) **Form TECH-7: Proposed Methodology to Execute the Works**
 - (8) **Form TECH-8: Technical Compliance sheet**
 - (9) **Form TECH-9: Proposed specifications and make/ manufacturer for item/material which bidder plans to use for the work**
- i. Power of Attorney in favor of signatory of Bid.
- ii. Certificate of Incorporation/ Registration of the bidder.
- iii. Supporting Documents showing Qualification of the Bidders for the required Works as per ITB para 25 A (Assessment of Qualification)

B) **PRICE BID**

Bidder should submit Price Bid **for each quoted Schedule** in accordance with the forms indicated in Section-III:

- (1) **Form FIN-1: Form of Price Bid (Financial)**
- (2) **Form FIN-2: Lump sum Contract Price**
- (3) **Form FIN-3: Priced Bill of Quantity (item wise)**
- (4) **Form FIN-4: Cost of Annual Maintenance Services (AMC)**

12. BID CURRENCIES

12.1 The bidder providing services as per the scope of services should quote in Indian Rupees only.

12.2 Bids, where prices are quoted in any other currency shall be treated as non - responsive and rejected.

13. BID PRICES

13.1 Prices shall be quoted as specified in the Bid Document. The format of the Price Bid is included in Section III.

13.2 The Bidder shall indicate on the FIN Forms provided in Section III, total bid prices of the Works including goods and services as per Scope of Services given in Bid Documents. Fixed price to be quoted against required works against each Schedule.

13.3 Prices quoted by the Bidder shall be fixed during the Bidder's performance of the Contract and not subject to variation on any account. A bid submitted with an adjustable price quotation will be treated as nonresponsive and will be rejected, pursuant to ITB Clause 29.

14. FIRM PRICE

- 14.1 The Prices quoted by the bidder shall remain firm and fixed during the currency of the contract and not subject to variation on any account. Bidder should include all prices for any unexpected expenditure that may be foreseen in the BID price itself. The price quoted by the bidder should include expenses towards any exigency (external or internal) that may arise during execution of the contract. No payment, other than the quoted price shall be made to the selected bidder.

15. ALTERNATIVE BIDS

- 15.1 Alternative bids shall not be accepted. The bidder should not submit more than one bid for any Schedule. If bidder submitted more than one bid will be consider as in eligible.

16. DOCUMENTS ESTABLISHING COMPLIANCE OF WORKS AND SERVICES ASPER BID DOCUMENTS

- 16.1 The bidder must submit Bid Form duly signed by authorized signatory certifying compliance on the Scope of works and technical specifications incorporated in the Bid Documents.
- 16.2 In case there is any variation and/or deviation between the Scope of works and technical specifications prescribed by the Purchaser and that offered by the bidder, the bidder shall list out the same in the above statement without any ambiguity.
- 16.3 If a bidder furnishes wrong and/or misguiding/misleading data, statement(s) etc. about the services offered by it, its bid will be liable to be ignored and rejected in addition to other remedies available to the Purchaser in this regard.

17. BID SECURITY

- 17.1 Bidders shall furnish as part of its bid, a Bid Security Declaration as per the format provide in Section VI – Other Standard Forms
- 17.2 Any bid not accompanied by Bid Security Declaration as specified in ITB Para 17.1 above shall be rejected by the Purchaser as non-responsive.
- 17.3 Bidder will be suspended and declared ineligible for two years from the date of suspension, to submit bids / proposals against Request for Bids / Request for Proposals issued by the Purchaser, in the following cases:
- (a) When the bidder withdraws or modifies its bid during the validity of bids as specified in the Letter of Bid; or
 - (b) when the bidder, having been notified of the acceptance of its bid by the Purchaser during the period of bid validity, (i) fail or refuse to execute the Contract; or (ii) fail to furnish the Performance Security, if required in accordance with the Bid Documents.
- 17.4 The Micro and Small Enterprise (MSE) bidders, registered with MSME or those registered with NSIC are exempted from submission of bid security. In such case, bidder should submit copy of MSME or National small industries corporation (NSIC) registration and documents showing exemption from submission of bid security, in lieu of bid security.

18. BID VALIDITY

- 18.1 The bids shall remain valid for a period of 120 days after the due date of submission of bids. Any bid valid for a shorter period shall be treated as nonresponsive and rejected.
- 18.2 In exceptional situations, the bidders may be requested by the Purchaser to extend the validity of their bids up to a specified period. Such request(s) and responses thereto shall be conveyed by e-mail.

D. SUBMISSION AND OPENING OF BIDS

19. SUBMISSION OF BIDS

- 19.1 Bidders are requested to submit their bids online through FIND India e-Procurement system. FIND India has introduced an e-Procurement process for sourcing goods and services for its projects in India. As a part of this initiative, FIND India has created a Vendor Portal to provide a platform for various vendors to offer their services. A vendor can be a legally registered business entity or an individual. Broadly speaking, this portal provides the following facilities to the vendors:

- Register with FIND India for supplying goods or for providing services.
- Sign up in a secure manner and manage their access password.
- Create and manage profiles online.
- Receive online and email notifications for RFPs for various procurements.
- Submit electronic bids in response to RFPs issued by FIND India.

Bidders are requested to submit their proposals through FIND India E-procurement System only.

If bidder is not registered yet on FIND India E-procurement system, kindly go through the attached "USER MANUAL" pdf below the link, for the process of vendor registration which will provide the guidance for using this vendor portal and onward submission of the proposal.

Please find below the link for vendor registration

<https://procurementindia.finddx.org/Vendor/VendorRegistration.aspx>



FIND_UserManual_V
endorRegistration.pdf

20. DEADLINE FOR SUBMISSION OF BIDS

- 20.1 Bids must be submitted online before **Bid i.e., 03.00 PM of 24/03/2023.**

- 20.2 The Purchaser may, at its discretion, extend the deadline for the submission of bids by amending the Bidding Documents in accordance with ITB Sub-Clause 8.3, in which case all rights and obligations of the Purchaser and Bidders previously subject to the deadline will thereafter be subject to the deadline as extended.

21. MODIFICATION AND WITHDRAWAL OF BID

- 21.1 A bidder may substitute or modify its bid before the deadline for online submission of bids.
- 21.2 No bid shall be withdrawn, substituted, or modified after the time and date fixed for submission of online bids.

E. BID OPENING

22 OPENING OF BIDS

- 22.1 The Purchaser will open all bids, online in the presence of Bidders' representatives who choose to attend, at the time, on the date, and at the place specified in the **Key Bidding information**. Bidders' representatives shall sign attendance sheet as proof of their attendance. The Bidders can view the online bid opening after Login as Vendor using username and password. The name of Bidders shall appear to Bidders attending online bid opening.

- 22.2 The Technical Bid shall be opened at the first instance **at 03.30 PM on 24/03/2023**. During the Technical Bid opening, the Bid opening official(s) will read the salient features of the bids like Bid Security Declaration and any other special features of the bids, as deemed fit by the bid opening official(s).
- 22.3 The Purchaser will prepare minutes of the technical bid opening at the end of the opening session, including, as a minimum: the name of the Bidder; the presence or absence of a bid security etc. The minutes should be distributed to all Bidders who attended the meeting and will also be uploaded on Purchaser's website.
- 22.4 After the technical evaluation of bids are completed, the Purchaser shall notify those Bidders whose Bids are found non-responsive at technical evaluation stage, their Financial Bids will not be opened.
- 22.5 The Purchaser shall simultaneously notify in writing those Bidders that have qualified during technical evaluation stage and inform them of the date, time, and location for the opening of the Financial Bids. The opening date should allow the Bidders sufficient time to make arrangements for attending the opening. The Bidder's attendance at the opening of the Financial Bids is optional and is at the Bidder's choice.
- 22.6 The Financial Bids shall be opened online by the Purchaser in the presence of the representatives of those Bidders found qualified during technical evaluation stage. Financial bids shall be opened only for qualified no. of schedules as per criteria mentioned below at para 22.7. These Financial Bids shall be then opened, and the total prices read aloud and recorded. Copies of the record shall be sent to all Bidders who submitted Bids.
- 22.7 In case a bidder is determined as technically qualified for lesser no. of labs / Schedules than quoted by them, than the purchaser shall consider only the qualified no. of labs/ Schedules as per technical evaluation criteria defined at para 27 as valid bids which fall "in the order of natural sequence" and remaining shall be ignored. No representation from Bidders shall be entertained in this regard.

F. SCRUTINY AND EVALUATION OF BIDS

23 BASIC PRINCIPLE

- 23.1 Bids will be evaluated based on the terms & conditions, instructions, criteria already incorporated in the Bid Documents, based on which bids have been received and the information/documents given by the bidders in their bids. No new condition will be brought in while scrutinizing and evaluating the bids.

24 PRELIMINARY SCRUTINY OF BIDS

- 24.1 The Purchaser will examine the bids to determine whether they are complete, whether required securities have been furnished, whether the documents have been properly signed stamped and whether the bids are generally in order.
- 24.2 Prior to detailed evaluation of Bids, the Purchaser will determine the substantial responsiveness of each bid to the Bid Documents. For purposes of these clauses, a substantially responsive bid is one, which conforms to all the Conditions of Contract given in the Bid Documents without material deviations. Deviations from, or objections or reservations to critical provisions such as those concerning Performance Security, Taxes & Duties, Force Majeure, and Applicable law will be deemed to be a material deviation.
- 24.3 The Employer's determination of a Bid's responsiveness is to be based on the contents of the bid itself without recourse to extrinsic evidence.
- 24.4 The bids, which do not meet the eligibility and qualification requirements are liable to be treated as non-responsive and will be summarily ignored. In addition, the following are some of the important aspects, for which a bid shall be declared non-responsive and will be summarily ignored.

- (i) Bid validity is shorter than the required period.
- (ii) Required Bid Security Declaration has not been submitted.
- (iii) Bidder has not agreed to give the required Performance Security.

25 CLARIFICATION OF BIDS

- 25.1 During evaluation of the bids, the Purchaser may, at its discretion, ask the Bidder for a clarification of its bid. The request for clarification and the response shall be in writing, and no change in the prices or substance of the bid shall be sought, offered, or permitted, except to correct arithmetic errors identified by the Purchaser in the evaluation of the bids.

26 CONFIDENTIALITY

- 26.1 Information relating to the examination, clarification, evaluation, and comparison of bids, and recommendations for the award of a Contract shall not be disclosed to bidders or any other persons not officially concerned with such process until the notification of Contract award is made to all Bidders.
- 26.2 Any effort by the bidder to influence the Purchaser in the Purchaser's bid evaluation, bid comparison, or contract award decisions may result in the rejection of the Bidder's bid.
- 26.3 From the time of bid opening to the time of Contract award, if any Bidder wishes to contact the Purchaser on any matter related to its bid, it should do so in writing.

27. TECHNICAL EVALUATION CRITERIA OF BID

A. ASSESSMENT OF QUALIFICATION

After preliminary scrutiny of bids in accordance with ITB Para 24 above, Bidder's shall be assessed for their qualification for the Schedules quoted by them as per criteria given below:

- (a) Bidders may submit their response for any ONE or MORE or ALL schedule of requirement as specified below at Sl. No. (b)
- (b) To qualify **for each Schedule**, the bidder, should have achieved an average annual turnover during last three financial years or latest (i.e., 2018-19, 2019-20 and 2020-21) as per table below:

Sequence No.	Schedule No.	Brief Scope of Works and List of Sites	Average Annual Turnover requirement over last three F.Y. or latest (i.e., 2018-19, 2019-20 and 2020-21) (Rs.)
		Renovation, Construction, Testing, Commissioning and Validation of TB Containment Laboratory and associated works with two years of Comprehensive warranty period on 'Turnkey Basis' in compliance with National Tuberculosis Elimination Program (NTEP), Central TB Division (CTD), Govt. of India (Gol), and the cost of maintenance of laboratories for the period of 3 years after warranty period at following sites:	
1	(I)	IRL Agra	40,00,000
2	(II)	IRL Guwahati	40,00,000
3	(III)	IRL Kolkata	40,00,000
4	(IV)	IRL Pune	40,00,000

In case bidder quotes for multiple Schedules, the requirement of turnover shall be cumulative i.e., sum of turnover required for multiple no. of quoted Schedules.

In support of the above qualification requirement, bidder should submit Copies of audited financial statements of accounts (including balance sheet, profit and loss account, auditor's reports, and IT returns) certified by the auditor of the Company for last three financial years or latest (i.e., 2018-19, 2019-20 and 2020-21).

- (c) (1) In case bidder quotes for one Schedule, Bidder should have experience of successfully executed **at least 1 (one) similar works*** during last 5 (five) years (as on date of opening of technical bids).

(2) In case bidder quotes for 2 (Two) Schedules, Bidder should have experience of successfully executed **at least 2 (two) similar works*** during last 5 (five) years (as on date of opening of technical bids) as specified below

(3) In case bidder quotes for 3 (three) Schedules or more, Bidders should have experience of successfully executed **at least 3 (three) similar works*** during last 5 (five) years (as on date of opening of technical bids) as specified below

***Similar works shall mean successful construction, testing, commissioning, and validation of Bio-Safety laboratory (BSL-2/BSL-3/BSL-4 Laboratories) /TB Containment laboratories)/ Biomedical research facility/vaccine facility must include Internal construction works, electrical works, HVAC works, AccessControl System etc.**

In support of this qualification requirement, bidder should submit name and address of Client, details of similar works executed, duration of work, date of completion, handing over of work, copies of work order / contract, satisfactory completion certificate issued by the Client. Self/Own certification by agencies shall not be considered for prequalification. The Purchaser will have the discretion to verify the successful and satisfactory work completion. In case performance is found unsatisfactory, the Purchaser shall have discretion to disqualify the bidder.

(d) The bidder shall have followed minimum qualified team of key personnel for successful execution of the work.

1. The bidder should have one Project Manager, with minimum 5-years *Similar experience who shall be responsible for all the quoted Schedules.
2. The bidder shall have one (in-house or outsourced) design expertise for technical drawings who shall be responsible for all the quoted Schedules.
3. The bidder should have at least one Site supervisor /Mechanical Electrical and Plumbing (MEP engineer) **for each Site under the quoted Schedule**. She/he shall have minimum 3- years' experience (if B. Tech/B. E- Electrical/Mechanical/Biomedical/Electronics/Civil) or 5-years' experience (if ITI/Diploma- Electrical/Mechanical/Biomedical/Electronics/ Civil)

In support of this requirement, bidder should submit detailed CV of such personnel duly supported with the letter of undertaking from such personnel that they are full-time employee/ consultant of the bidder and shall be ready for deployment at site(s) if contract is awarded to the bidder.

(e) The bidder should submit a detailed work plan for each quoted schedule.
Bidder should not be debarred / blacklisted by MOH&FW, GOI, or any other Central Govt. Department or State Government or UNOPS/UNDP, any other UN organizations, or SAMS as on the date of opening of bid. The bidder should also not be debarred by the Global Fund. In support of this qualification requirement, bidder should submit Notarized Affidavit giving undertaking to the above effect.

(f) LIST OF TECHNICAL DOCUMENTS TO BE SUBMITTED BY THE BIDDER ALONG WITH THEIR BIDS FOR TECHNICAL QUALIFICATION AND EVALUATION

Project Implementation Methodology including (under Form Tech-7)

- i. Past experiences of developing labs including TB Containment labs
- ii. Team (members and their qualifications) which will be building the TB Lab (including designing, HVAC and ducting team, electrical, plumbing, civil works team, interiors developing team, etc.) as format given at Standard Forms-Tech-4 Architectural layout plans- including any comments/ concerns about the design provided.
- iii. List of Construction Material and Equipment Proposed for construction of the laboratory along with specifications including manufacturers (OEM) along with warranty period (as specified by Manufacturer) should be clearly mentioned and submitted as per table at FORM TECH 9 for the labs quoted. Any additional material proposed for construction by bidder may also be specified in the same table.
- iv. **GANTT Chart informing timelines for executing the various stages of work.**

Note:

1. *The bidders who meet the qualification criteria specified at para (a) and (b) above, for the quoted Schedules, shall be considered for further evaluation of qualification as per para (c) to (e) and also for detailed technical Evaluation.*
2. *Bidders are advised to quote for such number of Schedules for which they are qualified as per requirement given in para (a) and (d) above, as per their own assessment.*

B. TECHNICAL EVALUATION

- 27.1 After preliminary scrutiny of bids in accordance with ITB Para 24 above, the technical evaluation of substantial responsiveness of bids shall be carried out based on the information / documents submitted against Scope of Works and Technical Specifications for each quoted Schedules individually.
- 27.2 The bids determined as technically disqualified / non-responsive shall not be considered for opening of financial bids.
- 27.3 In case of Bidder quotes for multiple schedules, the average Annual turnover requirement, similar works, and Manpower requirement would be in multiples of the number of schedules quoted as specified in the evaluation criteria above at para 27 a-d.
- 27.4 Schedule wise technical evaluation shall be carried out and, bidder must meet technical qualification requirement for each schedule as mentioned in the para 27. Above to qualify under each schedule.

C. FINANCIAL EVALUATION:

- 27.5 The financial evaluation of bids shall be carried out based on the total price for
 - (a) Renovation, construction, testing, commissioning, and validation of TB Containment laboratories along with two-year Comprehensive Warranty or Defect Liability period for each schedule.
 - (b) Additional Works as per Scope of Works required at each site.
- 27.6 Financial evaluation shall be carried out only for technically qualified schedules and lowest evaluated responsive bidder under each schedule shall be considered for award of contract.

28. MINOR INFIRMITY/IRREGULARITY/NON-CONFORMITY

- 28.1 If during the preliminary scrutiny of bids or during technical evaluation of bids, pursuant to ITB Para 24 & 25 above, the Purchaser finds any minor infirmity and/or irregularity and/or non-conformity in a bid, the Purchaser may waive the same provided it does not constitute any material deviation and financial impact and, also, does not prejudice or affect the ranking order of the bidders. Wherever necessary, the Purchaser will convey its observation on such 'minor' issues to the bidder by speed post/e-mail asking the bidder to respond by a specified date. If the bidder does not reply by the specified date or gives evasive reply without clarifying the point at issue in clear terms, that bid will not be evaluated further.

29. FINAL EVALUATION OF BIDDERS' CAPABILITY TO PERFORM THE CONTRACT

- 29.1 The Employer, through the above process of bid scrutiny and evaluation will determine to its satisfaction whether the bidder, whose bid has been determined as the lowest evaluated responsive bid, is eligible, qualified, and capable in all respects to perform the contract satisfactorily.
- 29.2 To adjudge bidders' capability to perform the contract, the Purchaser may ask bidders to make detailed presentation on implementation plan of project.

30. CONTACTING THE EMPLOYER

- 30.1 From the time of submission of bid to the time of awarding the contract, if a bidder needs to contact the Purchaser for any reason relating to its bid, it should do so only in writing.

- 30.2 In case a bidder attempts to influence the Purchaser in the Employer's decision on scrutiny, comparison & evaluation of bid and awarding the contract, the bid of the bidder shall be liable for rejection in addition to appropriate administrative and coercive actions being taken against that bidder, as deemed fit by the Employer.

G. AWARD OF CONTRACT

31. EMPLOYER'S RIGHT TO ACCEPT ANY BID AND TO REJECT ANY OR ALL BIDS

- 31.1 The Purchaser reserves the right to accept in part or in full any bid or reject any bid(s) without assigning any reason or to cancel the bidding process and reject all bids at any time prior to award of contract, without incurring any liability, whatsoever to the affected bidder(s).

32. AWARD CRITERIA

- 32.1 The contract will be awarded to the lowest priced evaluated responsive bidder for each schedule, decided by the Employer.

33. VARIATION IN SCOPE OF SERVICES AT THE TIME OF AWARD AND/OR DURING VALIDITY OF CONTRACT

- 33.1 The Purchaser reserves the right at the time of Contract award and/or during validity of contract, to increase or decrease the scope of services to the extent of 25% based on mutually agreed terms and conditions.

34. INTIMATION LETTER TO SUCCESSFUL BIDDER / NOTIFICATION OF AWARD

- 34.1 Before expiry of the bid validity period, the Purchaser will notify the successful bidder(s) in writing, only by speed post or by e-mail that its bid has been accepted, briefly indicating therein the essential details like description of services and corresponding prices accepted. The successful bidder must furnish to the Purchaser the required Performance Security within 21 days along with the contract agreement from the date of this notification, failing which the award will be cancelled.

- 34.2 The Notification of Award shall constitute the formation of the Contract.

35. SIGNING OF CONTRACT

- 35.1 Promptly after notification of award, the Purchaser will send the contract form as per Format given in the Bid Documents duly completed and signed, in duplicate, to the successful bidder by speed post.
- 35.2 Within twenty-one days from the date of the Notification of Award as above, the successful bidder shall return the original copy of the contract, duly signed, and dated, to the Purchaser by registered / speed post.

SECTION– II: TECHNICAL PROPOSAL- STANDARD FORMS

TECHNICAL PROPOSAL- STANDARD FORMS

Form TECH-1: Form of Bid (Technical)

To,
The Director
M/s Strategic Alliance Management Services Pvt.
Ltd. B-18, Sector-6,
Noida, G.B. Nagar
Uttar Pradesh - 201301

Dear Sir,

Subject: Bid for Renovation, Construction, Testing, Commissioning and Validation of TB Containment Laboratory and associated works with two years of comprehensive warranty period on 'Turnkey Basis' in compliance with National Tuberculosis Elimination Program (NTEP), Central TB Division (CTD), Govt. of India (GoI).

Bid Ref. No. **SAMS/FIND India/G/2023/0006/0011/Lab Renovation/ATE/16**

1. We, [**Name of Bidder**], hereby submit a bid for the above-referenced works in response to the above-referenced Bid Document for following Schedules:

Seq No	Schedule No.	Name of Laboratory

2. We warrant that in preparing and submitting this bid, we have complied with, and are willing to be bound by, all of the requirements and provisions of the above- referenced Bid Document, including the terms and conditions of the Contract as set out in Bid Documents
3. Our bid shall remain valid for SAMS' acceptance until **120 days** from the Closing Date.
4. We acknowledge and agree that:
- SAMS is not bound to accept the lowest bid or any other bid it may receive in response to the above-referenced ITB.
 - no liability of SAMS and no binding contract exists until the Contract is executed by both parties.
 - each party constituting the bidder is bound jointly and severally by this bid; and
5. If we visit a site for inspection, we agree to release SAMS/FIND India from all, and indemnify in respect of any damage, expense, loss or liability of any nature suffered or incurred by SAMS/ FIND India because of.
- (i) loss of or damage to any real or personal property.
 - (ii) personal injury, disease, or illness to, or death of, any person.
 - (iii) financial loss or expense, arising out of the carrying out of that site inspection; and
 - (iv) transportation to the site (if provided) because of any accidents or malicious acts by third parties
6. We shall ensure compliance of The Global Fund's Code of Conduct for Suppliers (https://www.theglobalfund.org/media/3275/corporate_codeofconductforsuppliers_policy_en.pdf), as amended from time to time.

7. I have read the clause regarding restrictions on procurement from a bidder of a country which shares a land border with India and on sub-contracting to contractors from such countries. I certify that this bidder is not from such a country or, if from such a country, has been registered with the Competent Authority and will not sub-contract any work to a contractor from such countries unless such contractor is registered with the Competent Authority. I hereby certify that this bidder fulfills all requirements in this regard and is eligible to be considered.
8. Enclosed is a bid security declaration as per format provided in the Bid Documents.

I, the undersigned, certify that I am duly authorized by [***insert name of bidder***] to sign this bid

Name: _____
Title: _____
Date: _____
Signature: _____
 [Stamp form of bid with official stamp of the bidder]

TECHNICAL PROPOSAL- STANDARD FORMS

Form TECH-2: Bidders' Information Form

[Bidders are required to provide the information sought below]

1. Name, Address, phone / email of the Bidder:

2. **Expertise of Organization:** [In brief, not more than 500 words]

- Organization structure (e.g., service provider, hospital owner)
- Years of experience in executing similar assignments
- Core areas of expertise of the organization

3. Details of staff under permanent rolls of the Bidder

- a. technical
- b. skilled
- c. unskilled

4. **Financial data of the organization**

Annual Turnover of Last 3 Financial Years

F.Y. 2018-19 - Rs. _____

F.Y. 2019-20 - Rs. _____

F.Y. 2020-21 - Rs. _____

P.S. Please attach Audited financial statement, including Profit & Loss Statement, Income & Expenditure statements etc. (for the last three years as above)

- Name and Address of Banker

5. Client Reference List:

[Please provide references such as customer's details, tel. nos. etc.]

Name of client/customer:	Description of service rendered	Client's Contact person name, telephone, and e-mail Id.
1.		
2.		
3.		

- a. Please provide client list of the bidder as per above table
- b. Please attach self-attested copy of Work Order / MOU / Contract or any other document in support of above experience.

6. Contact details of persons who may be contacted for requests for clarification during bid evaluation:

-Name/Surname:

- Tel Number (direct): Landline and Mobile no.
- Email address (direct):

Signature and seal of the Bidder

TECHNICAL PROPOSAL- STANDARD FORMS

Form TECH-3: Bidders' Preliminary Programme

Note to bidders: *Bidders shall submit a preliminary Programme for the execution of the works.*

Bidders are required to make their own detailed assessment of the time, work methods and activities that shall be required for the successful and timely completion of the works and shall submit their bid based on an assurance that the works can be completed by the Time for Completion and the milestone dates identified in the Contract.

The preliminary Programme shall be prepared in enough detail to enable SAMS to adequately evaluate the planned execution, staging and allocation of resources for the works.

The preliminary Programme shall show the dates when the milestones identified in the Contract shall be achieved. It shall also include and/or be accompanied by:

- **a Programme narrative that describes the mechanisms and assumptions made in preparing the Programme; and**
- **a critical path analysis for the execution of the works which shall clearly show the float times available within the Programme and the earliest start/earliest finish and latest start/latest finish times for each activity.**

If a bidder is selected as the preferred bidder, it shall be required to further develop and complete this Programme in accordance with the contract for works.

TECHNICAL PROPOSAL- STANDARD FORMS

Form TECH-4: Proposed Project Team and Organizational Structure

Note to bidders: Bidders shall provide the names of Team Members and their qualification and experience, which will be building the TB lab including Design, HVAC and Ducting Team, Electrical, Plumbing, civil works and interior development team (foreach Schedule Quoted)

Schedule No. _____

	Position Description	Name	Qualification	Years Exp
	[Insert Description]	[Insert Name]		[Insert No.]
	[Insert Description]	[Insert Name]		[Insert No.]
	[Insert Description]	[Insert Name]		[Insert No.]
	[Insert Description]	[Insert Name]		[Insert No.]
	[Insert Description]	[Insert Name]		[Insert No.]
			

TECHNICAL PROPOSAL-STANDARD FORMS

Form TECH-5: Works Management System

Note to bidders: Bidders are required to provide the following information with supporting documents, if any:

Project implementation/quality management

- Project implementation/quality management manual/policy (if any);
- An outline project implementation/quality management plan for the project.

Health and safety management

- Health and safety management manual/policy (if any);
- An outline health and safety management plan for the project.

Environmental management

- Environmental management manual/policy (if any);
- An outline environmental management plan for the project.

TECHNICAL PROPOSAL-STANDARD FORMS

Form TECH-6: Proposed Subcontractors and Suppliers

Note to bidders: Bidders shall provide details of their subcontractors and suppliers they propose to use on the project, including:

- *Companies' names; and*
- *Particulars of the works which the bidder proposes to be undertaken by them.*

TECHNICAL PROPOSAL- STANDARD FORMS

Form TECH-7: Proposed Methodology to Execute the Works

(Use as much space as required for completing this section)

I. PROPOSED METHODOLOGY

II. SCHEDULE OF EXECUTION OF WORKS (FOR EACH QUOTED SCHEDULE SEPARATELY)

TECHNICAL PROPOSAL- STANDARD FORMS

Form TECH-8: Technical Compliance sheet

Sl. No.	Bid Technical Specification (Main)	Specifications Compliance /Deviation, if any (kindly specify Quantity of items, technical specifications, Make and model of the quoted items)
	SCOPE OF WORK:	
	<i>The Scope of work involves 'Renovation, Construction, Testing, Commissioning and Validation of TB Containment Laboratory & associated works in compliance with National Tuberculosis Elimination Programme (NTEP), Central TB Division (CTD), Govt of India(GoI).</i>	
	The scope of work shall include design, complete renovation, construction, and establishment of TB Containment facility including minor civil works, electrical works, public health engineering works etc. complete in all respect. All the fixed equipment and systems like pass box, HVAC system and its components (including A/C plant, air handling, exhaust systems, filters, controls etc.),, laboratory workstations, uninterrupted power supply system, door interlocks, access control system, fire detection & alarm, system, surveillance systems CCTV with remotely placed monitor control, fire extinguishers and any other equipment/systems essentially required to meet the intent and purpose of setting up of TB Containment laboratory shall be provided and included in the scope of works. Items/equipment like scientific laboratory instruments, bio safety cabinets, autoclaves, and other equipment such as freezers, refrigerator, incubators, centrifuges etc. will be available at/ procured by the site. Architectural layout of the lab will be provided (including of the TB Containment Lab and placement of equipment and power load requirement)- see Annexure 1	
	The scope of works shall also include:	
	a) Dismantling and removal of existing installed items of interiors, epoxy flooring, ducting, Heating Ventilation & Air Conditioning (HVAC) system & electrical systems and handed over to site.	
	b) Uninstallation, packaging & shifting of equipment from the existing facility to the space identified by the site and reinstallation of shifted equipment inside the renovated laboratory.	
	c) Power required for the TB Containment Laboratory shall be tapped from the AHU panels (through its expansion and laying of required power cabling) . All necessary arrangements like extension of existing feeder/bus bars, laying of power cables etc. for tapping of required power shall be made by the contractor. Supply should be three phase and with proper earthing and required capacity of 440V for AHU Unit for TB Containment lab. Extension of existing water supply lines up to the TB Containment Lab to meet its water supply requirements.	
	The following shall be provided to the Vendor by the institution/site:	
	1. Three phase power supply with earthing and required capacity of 440V for A.H.U unit for TB containment lab at the AHU Panel	

Sl. No.	Bid Technical Specification (Main)	Specifications Compliance /Deviation, if any (kindly specify Quantity of items, technical specifications, Make and model of the quoted items)
	2. Alternative Backup- Diesel generator set of 120 -150 KVA capacity.	
	3. Water supply line and drainage nearby the site.	
	PRE-REQUISITES for the Site to comply	
	1. Power required for the TB Containment Laboratory shall be tapped from the existing feeder lines (through its expansion and laying of required power cabling) or panels. Supply should be three phase and with proper earthing and required capacity of 440V for AHU Unit for TB Containment lab. Adequate provision for power back up in the form connection to a green source for energy back up or Diesel Generator Set of about 120-150 KVA capacity (to be re-calculated based on requirement at time of procurement/assessment) is a must to keep lab functional all time.	
	2. Water supply to the TB Containment Laboratory shall be provided through the existing Water distribution network in campus.	
	3. Strength of existing building structure- Space identified for TB lab should be strong enough to withstand local climate/ environmental hazard. The institute will require to take care of seepage issues in the building if extensive (minor issues can be taken care by vendor)	
	CRITICAL CONSIDERATIONS TO BE FOLLOWED IN DESIGN:	
	1. The proposed TB Containment Laboratory shall be renovated and constructed in accordance with CDC, WHO and RNTCP and other international guidelines as minimum (see later in document reference materials used). Some of the minimum essential critical considerations for construction of the proposed TB Containment Laboratory shall be as under:	
	1. Restricted and controlled access shall be provided for entry into the laboratory.	
	2. The HVAC systems shall be provided to maintain the desired inside conditions in terms of temperatures, humidity conditions, air filtration requirements. Unidirectional airflow to be achieved by appropriate negative differential pressures and a minimum of 6-12 Air changes per hour to be achieved. Air from the laboratories, shall be exhausted only after appropriate filtration (HEPA filters) as per guidelines/standards. Redundant exhaust systems shall be provided for Tb Containment lab room. Leak proof dampers with provision to prevent backflow of air shall be provided in supply and exhaust air systems of laboratory rooms for isolation of rooms/zones.	
	3. Interiors of the TB Containment Lab- The internal building finishes shall be monolithic, impervious, non-particle shredding, chemical resistant to phenol, hypochlorite, etc. cleaning and suitable to withstand chemical use during decontamination /fumigation. Modular false ceiling panels should be made for Clean Room application. Flooring inside the TB Containment lab shall be of self-levelling industrial epoxy and cleanroom compatible.	

Sl. No.	Bid Technical Specification (Main)	Specifications Compliance /Deviation, if any (kindly specify Quantity of items, technical specifications, Make and model of the quoted items)
	4. The door interlocks, exhaust blower of BSCs, shall be provided with online, un-interrupted power supply system with minimum 30 minutes power backup.	
	5. Safety measures for fire and electricity shall be provided	
	6. Emergency shower, Eyewash station facility will be provided to address emergency spill situations. Emergency Exit door with panic latch door from the TB Containment Laboratory shall be provided	
	GENERAL CONSTRUCTION	
	The drawings shall be submitted by the contractor for review and approval by the client/ Consultant. However, some of the critical elements of the building and features are highlighted here under:	
	a) Building Planning Concept: The proposed TB Containment laboratory building shall be constructed on primary and secondary containment barrier system concept.	
	b) The Primary Barriers: Bio-safety cabinets (Class-IIA2) with thimble or canopy ducting, pass box, etc. shall constitute the primary containment barrier and shall be placed suitably to contain the contamination.	
	c) The Secondary Barriers: The laboratory building, air management and control system shall provide the secondary barrier system. Sustained directional airflow from "lesser contaminated area" towards "potentially higher contaminated areas" shall be achieved through differential pressure in areas/zones.	
	d) Building Construction and Finishing: The internal building finishing shall provide impervious and monolithic construction and all materials used for internal construction and finishing shall be non-particle shredding type and chemical resistant. Joints like wall to wall, wall to floor and ceiling to wall shall be provided with covings for easy cleaning. All joints and penetrations in the building shall be sealed with silicon sealant. The drainage and effluent piping system from the TB Containment Lab areas shall be of chemical resistant materials.	
	DETAILED SPECIFICATIONS	
1.	Restricted and controlled access shall be provided for entry into the laboratory.	
	<ul style="list-style-type: none"> Access control system with push button manual bypass switch for exits of the facility should be provided. 20 numbers of card to be provided to each lab. 	
2.	HEATING VENTILATION & AIR-CONDITIONING (HVAC) SYSTEM:	
	i. <u>The</u> entire laboratory shall be air-conditioned. The HVAC systems shall be provided to maintain the desired inside conditions in terms of temperatures, humidity conditions, air filtration requirements, room/zone pressure requirements and air change rate.	
	ii. <u>Housing/Casing of AHU unit:</u> Air Handling Units shall be of sectionalized constructions with an under frame of extruded heavy aluminium profiles. The under frame shall be mechanically strong and shall take double skinned insulated panels. The powder coated	

Sl. No.	Bid Technical Specification (Main)	Specifications Compliance /Deviation, if any (kindly specify Quantity of items, technical specifications, Make and model of the quoted items)
	panels shall consist of 0.8 mm galvanized iron outer skin and 0.63 mm galvanized iron inner skin with 23 mm thick injected PUF insulation in between two panels. The AHUs shall be with true thermal break. There should not be any projections inside the AHUs and the coverings has to flush with the side panels. Airtight access panel with suitable neoprene gaskets shall be provided in the fan section, coil and filter section. Similar gaskets should be used at all other joints of the AHU and its ducting. Units meant for indoor locations shall be specially designed to meet the arduous and corrosive atmosphere.	
	iii. <u>Platform for AHU</u> : In places where firm, even and concrete surface not available, the same will have to be constructed (masonry work) for the entire surface area which will be enclosed within AHU shed.	
	iv. There would be independent supply and exhaust system with unidirectional inward airflow and 100% exhaust.	
	V. Supply Unit:	
	a. <u>Air Conditioning Plant</u> : The Air-Conditioning plant (of suitable capacity based on requirements of the lab's AHU) shall be with Direct Extension (DX system). The condenser unit shall have multiple compressors such that at least one compressor shall be as standby. The AHU shall comprise of Cooling Coil Section with 8 row deep DX coil, necessary component, 18-gauge SS 304 drain pan with 13 mm thick closed cell self-sticking polyethylene insulation, having slope at one side, drain connection from other side. Inlet and outlet coil nipples shall be sealed against unit casing by means of neoprene gaskets. Alternately, the cold air from the existing Central Air-Conditioning plant may be taken.	
	b. The laboratory rooms will be supplied with pre-conditioned (heating, cooling) fresh air by a mechanical ventilation system. Temperature inside the lab shall be maintained at 22°C±2	
	c. The air will be cooled and then reheated with an electric duct coil to maintain required space conditions. This is required to maintain proper humidity conditions in the lab and humidity level should be maintained at 60 ±10%. To heat the air in the winter, an electrical heater unit (of adequate capacity) would be planned. This heater will be the same heater that will function as dehumidifier unit in summer.	
	d. <u>Design of Supply air system</u> : One variable speed supply fan of Gebhardt/ Krugger/ Nicotra or equivalent reputed OEM (Original Equipment Manufacturer) should be installed. Fan is designed for the whole required supply air amount (100% Redundancy). The fan shall be backward (or forward) curved centrifugal double inlet multi blade with optimized selection for low noise and high efficiency. Fans shall be statically and dynamically balanced for vibration free operation. Fans shall be enclosed in galvanized steel scroll cases and shall be driven by a variable frequency drive (VFD). The VFD should be pre-set programme for five different varying fan speed with selector switch for user operation. Fan and motor assembly shall be mounted on vibration isolators eliminating the need for external vibration isolators. Provision shall be made	

Sl. No.	Bid Technical Specification (Main)	Specifications Compliance /Deviation, if any (kindly specify Quantity of items, technical specifications, Make and model of the quoted items)
	for belt tensioning. Motor should be of required capacity of Crompton Greaves/ Siemens/ ABB or equivalent of reputed OEM make. The fan should not exceed noise level of 75 db (A) from 1 m distance. A spare motor shall be provided in case of any burn out/breakdown for immediate repair/replacement. 5 spare fan belts shall also be provided which can be used for replacement in case of wear/tear.	
	e. Volume Control Dampers: The distribution of air is planned via air inlets in the laboratory rooms. To control the air volume flow variable volume boxes in the supply air ducts are planned (at mouth of supply, after blower and after fine filter). The housing for these dampers (in fact all) will be of extruded aluminium, Low Leakage Aerofoil design. A constant volume mechanical control damper valve will be installed which will also be easily accessible for corrective purposes. The supply air needs to be constant to maintain the proper air change rate.	
	f. A wire mesh screen to prevent entry of rodents/birds/insects, etc. will be placed in front of the damper at the mouth of supply.	
	g. <u>Filters:</u>	
	o There will be three sets of filters- coarse filters at mouth of supply and fine filter after blower motor of supply unit and HEPA filter housing in the supply ducting at a distance of about 500mm from fine filter unit.	
	o Coarse filter will be in outside fresh air pre-filter section and will be G4 washable filter (50 mm deep) class having average arrestance of 85-98% for 10 microns size as per EN779 2002, after damper at mouth of supply (as mentioned in volume control damper).	
	o Fine filters will be F7 filter (300 mm deep) Average Efficiency 85-95% for 1-micron size as per EN 779 2002 standards and placed after coarse filter before air goes into DX system.	
	o The HEPA filter plenums (Containment Housing) shall be made in SS 304 (14 gauge) with airtight and leak proof construction. The HEPA filter plenums shall be provided Isolation dampers at Inlet and Outlet and shall have provisions and facility to carry out on site HEPA filter scanning, testing and validation, magnehelic pressure gauge to monitor pressure drop across the HEPA filter, fumigation ports to allow IN-SITU decontamination of HEPA filters and Bag-In-Bag-Out facility for change/replacement of filters. The quantity of HEPA filter should be provided on the basis of supply air room volume, length of duct.	
	h. <u>Ducting:</u> Ventilation ducting shall be made out of minimum 24-gauge GI sheet, all the ventilation ducting shall be leak proof and with thermal insulation (the colour of insulation material will not be black). This insulation is made of aluminium foil nitrile rubber (19mm) or glass wool (50mm) thick. The GI duct should be fabricated as per SMACNA standards. To prevent air leakage, all the lateral joints and flanged joints of GI ducting should be sealed using silicone sealant.	

Sl. No.	Bid Technical Specification (Main)	Specifications Compliance /Deviation, if any (kindly specify Quantity of items, technical specifications, Make and model of the quoted items)
	<p>i. Ducting design will be submitted by the vendor along with details of bends, dimensions of the duct at various places from AHU to the TB Containment Lab, number of inlets/outlets planned, etc. which would be suitable from the lab being upgraded. It will have to be consulted with lab design expert and the lab i/c and approved before construction is carried out.</p>	
	<p>vi. Exhaust System</p>	
	<p>a. Design of Exhaust Air System: One variable speed exhaust fan of Gebhardt/ Krugger/ Nicotra or equivalent reputed OEM (Original Equipment Manufacturer) should be installed. The fan shall be backward (or forward) curved centrifugal double inlet multi blade with optimized selection for low noise and high efficiency. Fans shall be statically and dynamically balanced for vibration free operation. Fans shall be enclosed in galvanized steel scroll cases and shall be driven by a variable frequency drive (VFD). The VFD should be programmed in such a way that the required negative pressure will be maintained irrespective of switching ON/OFF of the Biosafety cabinet and its exhaust system. Fan and motor assembly shall be mounted on vibration isolators eliminating the need for external vibration isolators. Provision shall be made for belt tensioning. Motor should be of required capacity of Crompton Greaves/ Siemens/ ABB or equivalent of reputed OEM make. The fan should not exceed noise level of 75 db(A) from 1 m distance. A spare motor shall be provided in case of any burn out/breakdown for immediate repair/replacement which can be done by local engineer. 5 spare fan belts shall also be provided which can be replaced by local engineer in case of wear/tear.</p>	
	<p>b. Exhaust Air System will be designed such that it ensures directional air flow by differential pressure gradient across different rooms and maintains minimum 6-12-fold air change per hour in the lab area (including separate exhaust ducting for BSCs installed).</p>	
	<p>c. Ducting: Exhaust ducting (like supply) shall be made out of minimum 24-gauge GI sheet. The GI duct should be fabricated as per SMACNA standards. To prevent air leakage, all the lateral joints and flanged joints of GI ducting should be sealed using silicone sealant. All the ventilation ducting shall be leak proof and with thermal insulation (the colour of insulation material will not be black). This insulation is made of aluminium foil nitrile rubber of thickness 13 mm or glass wool of thickness 25mm.</p>	
	<p>d. Air Filtration: The exhaust air filter handling systems shall be provided with HEPA Filters such that it protects the maintenance staff from acquiring any infections while handling/replacing the filters -Bag in Bag out system (BIBO). It is essential that the maintenance person wears PPE while doing so. The HEPA filters will be located prior to exhaust unit at a place which is easily accessible and has adequate space for BIBO to function effectively. The HEPA filter housed in BIBO should have efficiency of H13 or H14 tested as per EN1822 at MPPS (Maximum Penetrating Particle Size). The HEPA filter plenums (Containment Housing) shall be made in SS 304 (14 gauge) with airtight and leak proof construction. The HEPA filter plenums shall be provided Isolation dampers at Inlet and Outlet and shall have provisions and</p>	

Sl. No.	Bid Technical Specification (Main)	Specifications Compliance /Deviation, if any (kindly specify Quantity of items, technical specifications, Make and model of the quoted items)
	facility to carry out on site HEPA filter scanning, testing and validation, magnehelic pressure gauge to monitor pressure drop across the HEPA filter, fumigation ports to allow IN-SITU decontamination of HEPA filters and Bag-In-Bag-Out facility for change/replacement of filters. HEPA Filters of 99.99% efficiency would be used in all exhaust. All the HEPA filters should have 0.3µm filtration.	
	e. Supply Air system to be electrically interlocked (fans, dampers, electrical) with exhaust air system, to prevent sustained positive pressurization.	
	vii. Appropriate negative differential pressures (for e.g. the negative pressure room where bio safety cabinets are placed shall be -12.5 Pa (-0.05" WG) relative to the anteroom, anteroom shall be -12.5 Pa (-0.05" WG) relative to change room if planned, and the change room shall be -12.5Pa (-0.05" WG) relative to the outside atmospheric pressure. Manual differential pressure gauges shall be placed outside Change Room, Ante room and main lab. Pressure balancing system to maintain room/zone pressures within specified set limits shall be provided which should be done through manual control. Magnehelic gauges used will be of DYWER/ WAREE/ WIKA or equivalent reputed OEM (Range - 50 to 0 to +50 Pascals) with supporting SS Hardware with Top plate & suitable Box SS 304 including tubing & suitable fitting & accessories in wall panel.	
	viii. Fire Dampers for supply and exhaust air: As a safety feature, fire dampers shall be provided in both supply as well as exhaust duct. In supply system it will be in between variable damper and inlet (but at an accessible point from outside). In the exhaust system it will be located in exhaust ducting coming out of the building and prior to BIBO assembly at an accessible point from outside. These dampers are curtain type made of SS interlocking blades with fusible link which melts at 74°C	
	ix. Leak proof dampers with provision to prevent backflow of air shall be provided in supply unit (after blower motor and before volume control damper) and in exhaust unit (in between blower motor and volume control damper). It is made of SS blades with neoprene gasket	
	x. AHU SHED: It will be required at sites where AHU is installed on roof/ outside the lab building. AHU shed with provision for fencing, door with lock-key arrangement.	
	Framework vertically made of M S Square Pipe frame: 2 Inches X 2 Inches, 16	
	a. Framework vertically made of M S Square Pipe frame: 2 Inches X 2 Inches, 16 Gauge	
	b. M S Fencing with wire mesh: ½ inch X ½ inch	
	c. Supporting Structure M S Angle: 50 X 5 mm	
	a. GI pre-coated corrugated profile roof sheet: 0.5 mm thick duly supported with J Hook.	

Sl. No.	Bid Technical Specification (Main)	Specifications Compliance /Deviation, if any (kindly specify Quantity of items, technical specifications, Make and model of the quoted items)
	b. 10 SWG with provision of door with lock and key AHU Shed with fencing should be duly enamel painted and with anti-rust coating from both sides. The height covered shall be at least 8 feet. There should be no gap between roof sheet and wire mesh, if any angle creates gap, it should be covered with iron bars and wire mesh in between.	
3.	Electricals:	
	I. The electrical power requirement (<u>power matrix</u>) for the TB Containment laboratory should be calculated and provided by the lab.	
	II. Supply should be three phase supply with proper earthing and required 440 V capacity to support the functioning of AHU Unit.	
	II. Earthing: Two separate dedicated earthing circuit to be carried out by the vendor for TB C&DST Lab and HVAC system. Earthing should be done as per standard for the heavy machinery equipment and the value of earthing should be less than 5 ohm and the voltage between E-N should be less than 1 V.	
	V. All the required electrical panels, cabling, switchgears, surge and spike protection system and arrangements, etc. for the purpose of energizing the TB Containment Laboratory facility shall be carried out by the contractor.	
	V. All the electrical fittings and fixtures in the laboratories areas on the walls shall be sealed (all conduits, outlets shall be sealed with silicon sealant), leak proof and capable to withstand chemical exposures during fumigation.	
	VI. Lighting should be on ceiling and surface mounted, LED of reputable manufacturer, suitable capacity (~18W) and arranged as per the layout provided. Light fixtures inside shall be with gasket or otherwise sealed with silicon. The lighting of the total area should be at 400-450 Lux.	
	VII. The electrical power distribution scheme shall be provided to provide back-up power supply to the critical components and equipment through a UPS (to prevent any disruption of work) and through Diesel power generator set for the entire lab.	
	VIII. Every workbench should have at least one socket which received electrical input through UPS of TB Containment lab. Extractor fans of BSC' ducting should also receive electrical input through this online UPS of the TB Containment Lab.	
	IX. Power sockets with lid (15-20 in each room) should be provided for equipment (as per the layout provided). Modular type, power sockets with lid of 5A/15A are to be provided at various locations on the wall as per discretion and strategic arrangements /provisions for lab equipment. The Sockets meant for UPS should be screen printed as (UPS) for ease of operation and identification marked wires and cables used shall be copper wire of standard make (ISI Marked) and manufacturer. Electrical Switches and Sockets shall be sealed type suitable for laboratory fumigation (IP55 or better).	
	X. <u>AHU Control panel:</u>	

Sl. No.	Bid Technical Specification (Main)	Specifications Compliance /Deviation, if any (kindly specify Quantity of items, technical specifications, Make and model of the quoted items)
	<ul style="list-style-type: none"> ○ Cabling from the panel to individual AHUs and control wiring will be in the scope of HVAC contractor. However, cabling up to the electrical panel will be provided by site. Termination will be done by HVAC contractor. In case of power failure, the alternate power through Main Diesel Generator Set of the Hospital Supply to be used. The Panel is to be design accordingly. 	
	<ul style="list-style-type: none"> ○ Housing of the AHU panel shall be GI 16-gauge powder coated, with cable inlet and outlet going through grommet and with earthing connection arrangement. 	
	<ul style="list-style-type: none"> ○ Single-phase protector in the AHU control Panel 	
	<ul style="list-style-type: none"> ○ Multi-function meter displaying voltage, load and power factor for electricity supply to AHU panel should be present. 	
	<ul style="list-style-type: none"> ○ LED indicator for ON/OFF will be provided for RBY phase, AHU supply, AHU exhaust, Standby exhaust, Condensation unit, Heating Coil of Supply Unit 	
	<ul style="list-style-type: none"> ○ DOL Starter Switch to be provided for AHU exhaust, AHU Supply and Condensation Unit (in the order) 	
	<ul style="list-style-type: none"> ○ All electrical equipment used should be high quality of reputed manufacturers like VFD may be Allen Bradley, Siemens make or equivalent, MCCB may be of Havells, Legrant, Anchor, Siemens, L&T or equivalent, wiring of Havells, Polycab or equivalent make, etc. 	
	<ul style="list-style-type: none"> ○ Control panel should show simple instructions for starting the AHU 	
	<ul style="list-style-type: none"> ○ Diagrams of electric circuit should be displayed on the backside of door of panel. 	
	<ul style="list-style-type: none"> ○ Control panel should have its lock and key (for controlled access) 	
	<ul style="list-style-type: none"> ○ SOP for lab condition for operating VFD with selector switch for manual operation of AHU 	
	xi. MCCB panel suggesting supply and safety mechanism for different sections of the lab should be provided at adequate place near AHU control panel.	
4.	Fire Safety: Fire detection and alarm system (FDA System) and fire extinguishers of Type ABC (4kg) inert gas system shall be provided at strategic locations (TB Containment Room, Ante Room and outside at entrance of TB Containment Lab and near control panel, near AHU and should overall comply with fire safety guidelines). Training will be provided for its operation.	
5.	Emergency Preparedness:	
	a. One emergency shower and one eye wash station for each site shall be provided at strategic location in compliance with ANSI / ISEA Z358.1. The water supply for emergency shower shall be sufficient to supply at least 3 GPM for 10 minutes. Shower shall be hands free and stay open valve type. The water supply for eye wash shall be sufficient to supply 0.4 GPM (1.5 litres) for 10 minutes in low velocity flow.	
	b. Emergency Exit door with panic latch door from the TB Containment Laboratory shall be provided wherever mentioned for personnel exit in case of an emergency and can also be	

Sl. No.	Bid Technical Specification (Main)	Specifications Compliance /Deviation, if any (kindly specify Quantity of items, technical specifications, Make and model of the quoted items)
	used for equipment placement inside lab. Door should be equipped with hooter/audible alarm every time it is opened.	
	c. 3 KVA UNINTERRUPTED POWER SUPPLY SYSTEM (UPS): A central online 3 KVA UPS console shall be provided to cater to the extreme essential power requirement of the laboratory. All critical components like lights, Door Interlocks, exhaust blowers of BSCs, Fire alarm sensor, CCTV camera & monitoring shall be provided with uninterrupted power supply for 30 minutes.	
	d. Fire and electrical safety: Fire detection and alarm system (FDA System) and fire extinguishers of Type ABC (4kg) inert gas system shall be provided at strategic locations (TB Containment Room, Ante Room and outside at entrance of TB Containment Lab and near control panel, near AHU and should overall comply with fire safety guidelines). Training will be provided for its operation.	
6.	Interiors of the TB Containment Lab:	
	i. <u>Modular walls</u> : The internal building finishes shall be monolithic, impervious, non-particle shredding, chemical resistant especially to Hypochlorite cleaning and suitable to withstand chemical use during decontamination/ fumigation. Modular wall should be made for Clean Room application, pre-engineered 60 mm thick PUF panels with GPSP Sheets with PUF insulation of minimum 38-40 kg/m ³ . Both surfaces should be 0.8 mm thick GPSP sheet and has to be installed along the outer walls, partitions and false ceiling to create an impervious shell which is fully sealed. The panels on either side will be coated with Epoxy painted. These panels must have good aesthetic appeal as well and have to be easily maintainable. The height of wall shall be minimum 9 feet (to accommodate BSC with its thimble and damper).	
	ii. <u>Modular false ceiling</u> : The internal building finishes shall be monolithic, impervious, non-particle shredding, chemical resistant especially to Hypochlorite cleaning and suitable to withstand chemical use during decontamination/ fumigation. Modular false ceiling panels should be made for Clean Room application, pre-engineered 60 mm thick PUF panels with GPSP Sheets with PUF insulation of minimum 38-40 kg/m ³ . Both surfaces should be 0.8 mm thick GPSP sheet and has to be installed along the ceiling, to create an impervious shell which is fully sealed. The panels on inner side will be coated with Epoxy painted and powder coated on outer side. These panels must have good aesthetic appeal as well and have to be easily maintainable. The construction of false ceiling shall be strong to allow 1 person weighing 50-60 kg to easily walk/crawl above it for necessary work. Service window will be provided for access above false ceiling preferably outside TB containment lab.	
	iii. <u>Flooring</u> shall be of 5 mm (3 mm + 2mm) of self-levelling industrial epoxy including screed compound for adhesion, 3 mm semisolid cladding of epoxy will be applied over a uniform cemented flooring and 2 mm semi-liquid epoxy over 3 mm hardened surface with bubble free perfect smooth finishing completed in three steps: Cementing (Uniform Flooring), Hardening (3 mm epoxy) and smoothening (2mm epoxy). Epoxy used for this application will be	

Sl. No.	Bid Technical Specification (Main)	Specifications Compliance /Deviation, if any (kindly specify Quantity of items, technical specifications, Make and model of the quoted items)
	self-levelling and clean room compatible. Flooring outside the TB Containment facility where required for aesthetic purpose will be covered with vinyl flooring.	
	Vi. Doors:	
	Flush Door finishes shall be 45mm thick with chemical resistant, anti-fungal and anti-bacterial properties. 1.2mm thick GPSP sheet suitable to fix on 60 mm thick wall panel with provisions for double glazing glass for all door and hardware like push plates and handle on both side, lock and key, etc. PUF Panels will be with GPSP Sheets, epoxy painted on both sides and PUF insulation of minimum 38-40 kg/m ³ . Concealed hardware for fixing of door frames, TS-71 door closure, SS hinges, SS Door handle, SS ball bearing butt hinges, concealed tower bolt for the double door, both sides lock and key arrangement. Suitable neoprene "Y seal" type gaskets may be used between the door jam and door stop.	
	ii. Door interlocking systems shall be complete with controller module, push button stations with LED indication, electromagnetic locks. To take care of malfunctioning of interlocking, alternative electrical switch to manually open the doors should be provided.	
	iii. Vision Glass for doors shall be fixed type vacuumised and insulated type with 6 mm toughened glass and shall be installed for natural lightening flushed with surfaces of the door. Fixed flush to both faces of the door / wall panels to provide ease of cleaning and maintenance. No crevices / joints / sloped profiles are used for fixing the glass. This will avoid particle contamination and dust accumulation.	
	iv. Covings: Extruded aluminium anodized R75 clip-on type (Male & Female connectors) covings for entire wall to floor, wall to wall & wall to ceiling joints. Extruded aluminium double cove integrated with top track of the partition panels. Corner internal & external cove joining pieces in aluminium anodized finish. Having similar construction and finish as the walls and properly sealed with silicon sealant with wall & ceiling. Covings used in construction shall include Wall to Wall Coving -R-75, Wall to Ceiling Coving-R-75, 90° Corner, 3-D Corner, 2-D Corner	
	V. All penetrations through walls, ceiling & floors will be sealed using a suitable caulking. Caulking shall be applied around pipes and conduit. The interior of electrical and cable conduit shall also be caulked.	
	Vi. Pass Box: Pass Box (Static type) shall be provided at strategic / required locations for transfer of samples, chemicals and materials to and from the Laboratories (as indicated in the design submitted). In case of two pass box, one will be to receive the sample within and second will be for sample discard to autoclave room or for disinfected waste collection. It shall be made of SS 304, with inbuilt UVGI system, with interlocking in such a way that both doors cannot be opened simultaneously, panel mounted, with buzzer to indicate open status for any door, fixed at a height of 750 mm from floor in sandwich panel, with dimension of 610 mm (L) X 610 MM (W) X 610 MM (D), with load bearing capacity of 40 Kg, door make-Single door in each side, with glass and air tight gasket, with door latch for one door (door opening outside), with handle of superior quality, with viewing glass made of polycarbonate or 10 mm thick	

Sl. No.	Bid Technical Specification (Main)	Specifications Compliance /Deviation, if any (kindly specify Quantity of items, technical specifications, Make and model of the quoted items)
	tempered glass, hinges made of SS304, with one LED lamp inside pass box, chemical resistant especially to Hypochlorite solution, alcohol, etc., flange to seal pass-box and sandwich panel, with indicating lamps in both sides to show status. Manual ON/OFF switch for both Fluorescent & UV lamp on both side of the Pass box. A SOP must be developed for pass-box decontamination.	
7.	Furniture inside the lab:	
	a. Laboratory workstations (numbers as per the Lab design)- Frame shall be made up of SS 304, with nylon cushion/bushing for the legs, non-particle shredding material and shall be chemical resistant to allow chemical disinfection. It should be strong to hold the granite top/workbench as well as equipment places on the workbench. It should be stable and vibration free. There shall be no drawers or safe in the workstation and shall have arrangement for placing the UPS below the work bench.	
	b. Garment Storage Cabinet - One garment storage cabinet that can be locked shall be provided in the Change room/Ante Room. It shall be of SS 304 with two compartments and shelves for storage of clean items of suitably large dimension to fit in the Ante/ Change Room (size to be consulted with site i/c)	
	c. Coat hangers 8-10 individual hangers made of SS304, in group of 4-5 each, will be provided to hang gowns/ aprons in Ante Room and change room (in consultation with site i/c)	
	d. Shoe rack (one)- It should be made of SS 304 with 5 shelves, open type and wide enough to hold two pairs of shoes in each shelf and shall be able to fit in available space as per design.	
	e. Wash Basin (numbers as per the Lab design): Modular standalone hand washing sinks made of SS 304 with elbow or foot operated mechanism shall be provided as per design inside lab and in change or ante room. Wall hanging soap dispenser to be provided along with each wash basin unit. A Tissue paper rack with a mechanism to pull out tissue papers, will be provided near the wash basin to dry hands. Water lines that penetrate the TB Containment space shall be equipped with back-flow prevention devices. Outlet pipes should be made of PVC with closure outside lab made of SS plate.	
	f. Laboratory Stools (five): Laboratory grade hydraulic SS 304 stools with back support, footrest, rotating type with castor wheels at the base, shall be provided by contractor.	
	g. Trolleys : Two tier trolleys made of SS 304, size 2'x1'6" with side walls to prevent fall of items from sides and wheels at bottom for smooth movement, shall be provided. Plus , one similar trolley will be provided for each BSC. One of the trolleys for transportation of material from lab to the Autoclave room shall be provided with a lid to prevent direct exposure of material to outside.	
8.	Monitoring Mechanism : Monitoring of crucial parameters will be made available in the lab for the following:	
	a. Visual digital display of Room Pressure, Relative humidity, and temperature (clean room monitor) in the TB Containment Lab	
	b. Differential pressure through Magnehelic gauges in Anteroom, Change Room (where available) and outside TB Containment Lab	

Sl. No.	Bid Technical Specification (Main)	Specifications Compliance /Deviation, if any (kindly specify Quantity of items, technical specifications, Make and model of the quoted items)
	c. In the Control Panel- Multi-function meter displaying voltage, load and power factor for electricity supply to AHU panel and LED indicator for ON/OFF will be provided for RBY phase, AHU supply, AHU exhaust, Standby exhaust, Condensation unit, Heating Coil of Supply Unit	
	d. CCTV footage from the various sections in the Microbiologist's room	
	e. Hooter/alarm when the emergency exit door is opened as well as when fire detection system is activated in incidence of fire.	
9. Connectivity:		
	a. LAN wiring for internet access inside the lab with sockets to be provided at strategic locations (near work benches) in TB Containment Room.	
	b. A suitable EPABX System shall be provided for the laboratory. Telephone instrument (5 quantities) with line will be kept in Microbiologist room, Staff room and TB containment room and any other place as suggested by Site i/c. Telephone with speaker for hands free operation will be provided inside TB Containment Room.	
10. SPECIALIZED LABORATORY SUPPORT EQUIPMENTS AND SYSTEMS		
	a. Split AC for MGIT: Two wall mounted split air conditioners (of suitable tonnage according to the area of the TB Containment Lab) should be installed near to MGIT. These will be inverter ACs (minimum three star) of Hitachi/ Bluestar/ Carrier/ Lloyd/ Godrej or equivalent OEM with suitable voltage stabilizer. The outdoor unit will be suitably placed outside the lab with easy access and adequate protection from theft. Drainage pipe of ACs will be adequately long and connected into the drainage system of the institute. Both the Split ACs should relate to alternator (Timer Control cut-off and start) for changeover every 4 hours between them so that load is distributed between both the ACs. These will be used at the end of the day when main HVAC system is not operating to provide ambient temperature for MGIT.	

Sl. No.	Bid Technical Specification (Main)	Specifications Compliance /Deviation, if any (kindly specify Quantity of items, technical specifications, Make and model of the quoted items)
	<p>b. Biological Safety Cabinets: Biological Safety Cabinets (BSC) will be installed, commissioned, and validated inside the TB Containment Lab at the required location as per the plan. BSCs should be placed away from doors, air supply vents or other things which may disrupt the cabinet airflow. The Biological Safety cabinets that are being procured shall be Class II A2 type. Lab renovation agency shall coordinate/liase with BSC manufacturer for installation, ducting, commissioning, and calibration of BSC if under warranty or newly supplied (else it shall be done by vendor). The exhaust from the Biological Safety cabinets shall be thimble connected and individually ducted out to the environment. The external extraction fan installed at the end of the ducting should exceed the volumetric flow rate of each BSC by 30–50%, and should be controllable, provided with easily accessible dampers and connected to an uninterrupted power supply. The air from the BSC should be ducted with ventilation pipes that have a diameter exceed 20 cm (the ducting material & External blower of adequate capacity for BSC ducting should be provided by Identified Agency)</p>	
	<p>c. CCTV Monitoring Devices: Camera to continuously monitor the activities inside and outside the TB Containment Lab by providing Central CCTV Monitor. Six Camera unit should be installed (one/two outside the TB Containment lab covering the entry and corridor area, one in ante room /Change Room and two inside TB Containment Room and one covering AHU Area). Supply, installation, testing and commissioning of the following shall be done:</p>	
	<ul style="list-style-type: none"> Color Camera 1/3" CCD, IR type, dome shaped, 480 TV lines resolution which work in low light. 	
	<ul style="list-style-type: none"> 6 Channel standalone / Network version DVR Make: DAHUA /equivalent reputed OEM 	
	<ul style="list-style-type: none"> Hard Disk with 1 TB (TERA byte) Capacity -Make -Seagate or equivalent reputed OEM 	
	<ul style="list-style-type: none"> 6 Channel Power Supply of reputed Make 	
	<ul style="list-style-type: none"> Supply Laying of Co-axial Cable with necessary Accessories 	
	<ul style="list-style-type: none"> Wall mounted monitor (at least 32-inch LED) located in Microbiologist room or as suggested by site i/c. 	
11.	Civil works and Plumbing:	
	<p>a. Ensure water proofing of the roof (if required) is done prior to carrying out the work. Levelling of the floor where required will be carried out the vendor. Civil works to create new door arrangement/ closure of exiting openings, sealing of the existing windows, etc. will be carried out by the vendor.</p>	
	<p>b. Drain: All the liquid drain coming out from the laboratory shall be connected to a single drain with back flow prevention, which would be further connected to existing local ETP plant in the campus if available. All drains shall be equipped with "p traps". Penetrations made in walls and floors must be properly sealed.</p>	
	<p>c. Water connections for the emergency shower and eye wash and wash basins to be appropriate provided.</p>	

Sl. No.	Bid Technical Specification (Main)	Specifications Compliance /Deviation, if any (kindly specify Quantity of items, technical specifications, Make and model of the quoted items)
	d. Ensure that pipes and connections are leak proof to avoid flooding behind modular walls.	
12.	Labelling to be done as per following details.	
	a. Biohazard label should be placed outside the laboratory.	
	b. Labels for all switches (to be provided) including in the MCCB panels, LT Panel and AHU Control panel	
	c. Labelling of the TB Containment Lab and Ante Room/ Change room including Emergency exist.	
	d. TB Containment laboratory layout should be provided at the entrance of Lab	
13.	Final performance and capacity testing and validation: All the certification and validation parameters for TB Containment Lab must be done in accordance in with NIH certification requirement. BSCs will be validated and calibrated as per NSF 49and EN 12469 standards.	
	a) There will be periodic mid-term assessment of the project (after plumbing, electrical works, ducting and AHU installation, construction of interiors and dry run) by identified technical people and Site i/c to assess the timely and proper execution of the project.	
	b) After completion of the construction and installations, the entire laboratory facility, all the equipment, systems and services shall be validated by the contractor under supervision of a committee of the consultants / client or lab i/c as follows:	
	i. For Bio Safety Cabinet:	
	o Validation of BSC: Particle count test, PAO (Filter Integrity test for pre-filters, filters ULPA filter/ HEPA filters), Air in-flow velocity and down-flow velocity test as per NSF 49and EN 12469 standards with devices traceable to National/International Standards, UV and Fluorescent light intensity	
	ii. For TB Containment Lab- The installation as a whole shall be balanced, tested and validated upon completion, and all relevant information, including the following shall be submitted to the Institution.	
	o Pressure in each room/zone as per the design, differential pressure readings including across filters.	
	o Air inflow velocity and outflow velocity test across all inlets and outlets to measure/derive air change rate per hour (minimum 6-12 ACH) and as per design	
	o Smoke pattern test for directional airflow should be performed during validation including for Pass box.	
	o Temperature shall be maintained at 22°C±2 and humidity level should be maintained at 60±10%	
	o HEPA Filter (in BIBO) integrity test based on PAO test and manufacturer's certifications	
	o Electrical current readings, in amperes on full load work, average running, and on starting, Testing of power cabling, earthing, AHU control panel, MCCB panel and LT panels	
	o Containment room -the walls, floors, ceilings, penetrations, and other containment barrier features have adequate integrity	

Sl. No.	Bid Technical Specification (Main)	Specifications Compliance /Deviation, if any (kindly specify Quantity of items, technical specifications, Make and model of the quoted items)
	Operational performance testing for	
	<ul style="list-style-type: none"> HVAC including Blower motors in the Supply, exhaust including emergency, extractor of BSC ducting and condensation unit 	
	<ul style="list-style-type: none"> Ducting for any potential leakages and insulation breakage 	
	<ul style="list-style-type: none"> Magnehelic Gauges 	
	<ul style="list-style-type: none"> Temperature control sensors; pressures control sensors, 	
	<ul style="list-style-type: none"> Pass boxes 	
	<ul style="list-style-type: none"> Split Acs 	
	<ul style="list-style-type: none"> Fire Detection system 	
	<ul style="list-style-type: none"> EPABX System 	
	<ul style="list-style-type: none"> Access Control System 	
	<ul style="list-style-type: none"> CCTV System 	
	<ul style="list-style-type: none"> UPS Back up system 	
	<ul style="list-style-type: none"> Emergency Shower and eye wash station 	
	<ul style="list-style-type: none"> Interlocking of supply blower motor and exhaust blower motor 	
	c) Prior to validation, the contractor shall prepare and submit a detailed 'Validation Document' for approval.	
	i. The Validation Document shall provide the detailed procedure for validation, parameters for validation, validation schemes and formats for recording the validation details.	
	ii. The contractor shall arrange to do a mandatory third-party validation	
	iii. The contractor shall arrange for all the instruments, tools, manpower etc. required for the validation. The validation results shall be recorded and documented and shared with the site and hiring/funding agency.	
	d) The above validation tests shall be performed Annually during the warranty as well as maintenance period for TB Containment lab.	
	In addition to the above validation tests, preventive maintenance servicing of all installations, operational performance testing as listed above shall be carried out on a yearly basis during the maintenance as well as defects liability period for TB Containment lab.	
	Maintenance Services: After the completion of defect liability and warranty period of two years, it will be appropriate to have a longer-term maintenance of the upgraded lab for a period of at least three years through the same agency who upgraded the lab. Apart from annual validation and preventive maintenance servicing as described above, it should include attending breakdown maintenance calls as and when required, repair/replacement of compressors, refrigerant gas charging of condensing units, besides replacement of spares required (due to wear and tear) at pre-fixed rates.	
14.	SCOPE OF SERVICES (For warranty services of TB containment laboratories)	
	a) Annual preventive maintenance and validation of TB containment Lab needs to be performed during warranty period or defect liability Period, as per WHO/International standards.	
	b) Report after each visit needs to be provided to lab as well as procurement agency /FIND India team as per the activities performed including the traceability of the standards used at the time of validation.	

Sl. No.	Bid Technical Specification (Main)	Specifications Compliance /Deviation, if any (kindly specify Quantity of items, technical specifications, Make and model of the quoted items)
	c) PM/Validation schedule should be in sync with previous PM and validation date of TB containment lab.	
	d) During preventive maintenance visit, service provider should carry out initial inspection of TB containment Lab as per manufacturer's protocol and submit report for the services carried out.	
	e) Agency should attend unlimited break down calls during warranty period or defect liability period and replace/repair the spare parts as per the need.	
	f) Service Engineer should be designated for calls at each Lab	
15.	Training of personnel: Institution personnel to be trained over 2 days for:	
	a. Operation of HVAC Plant and all other equipment and systems.	
	b. Adjustments of settings for controls and protective devices	
	c. Servicing and Preventive maintenance	
	d. Emergency response training.	
16.	Guidelines & Standards for reference:	
	a. <i>Bio safety in Microbiological and Biomedical Laboratories, 5th edition, 2007 (CDC/NIH BMBSL)</i> . This guideline recommends minimum facility and operational requirements for laboratories working with biological hazards. Primary Containment for Biohazards: Selection, Installation and Use of Biological Safety Cabinets,	
	b. Canadian Tuberculosis Standards 6th Edition	
	c. American Society of Heating, Refrigeration and Air-Conditioning Engineers, Inc. <i>Laboratory Design Guide - 2001</i>	
	d. NIH Design Policy and Guidelines, 2008	
	e. American National Standards Institute (ANSI)	
	f. NIH BSL 3 Certification requirement, 2006	
	g. WHO TB Containment Lab Biosafety Manual, 2012	
17.	Submission of specialized systems and services layout schemes prior to initiation of the work: Conceptual layout plans and schematic drawings of various specialized services and utilities showing tentative locations of equipment and furniture such as to be submitted before initiating work at site for approval to hiring agency and site i/c	
	a. HVAC system (including Air filtration system Drawing of Supply AHU, Drawing of Exhaust AHU, Ducting drawing)	
	b. Pressure control system including differential pressure zones	
	c. Fire Detection and Alarm system	
	d. Air distribution System including ACH ((Heat load calculation & Design Data)	
	e. Electrical distribution system (including Single Line Diagram with UPS system)	
	f. Monitoring system including CCTV and three important parameter monitoring (pressure, temp and humidity)	
	g. Water supply and drainage system	
	h. AHU Control Panel System with VFD controls and SOP for lab condition for operating VFD with selector switch for manual operation of AHU	
	i. Chart for defining the AHU fan and its speed for air quantity being delivered by supply and exhaust blower at different speed	
	j. Un-interrupted Power Supply system	

Sl. No.	Bid Technical Specification (Main)	Specifications Compliance /Deviation, if any (kindly specify Quantity of items, technical specifications, Make and model of the quoted items)
	k. Specialized laboratory support equipment/ primary containment barriers such as	
	o Pass boxes	
	o Entry exit protocols	
18.	Documents for final submission: The following documents are required to be submitted after Final assessment and validation of TB Containment Lab for verification and approval to hiring agency and to the lab within 15 days of completion of successful validation.	
	a. The drawings and layout of each final commissioned TB Containment laboratory should be shared with site and hiring/funding agency (both in soft and hard copy) for verification.	
	b. All Test Certificates / Maintenance manuals / As Built drawings / Spare Part List should be submitted to site and hiring/funding agency after validation within one week.	
	c. Detailed document on Laboratory Validation Procedures and to include as per table;	
	Submission of validation documents as per followings.	
	Design Qualification	
	Installation Qualification	
	Performance Qualification	
	Operational Qualification	
	All Test Certificates / Maintenance manuals/ As Built drawings / Spare Part List.	

DOCUMENTS TO BE SUBMITTED BY THE BIDDER ALONG WITH THEIR BIDS FOR TECHNICAL QUALIFICATION AND EVALUATION

Project Implementation Methodology including

- Past experiences of developing labs including TB Containment labs (with contact details)
- Team (members and their qualifications) which will be building the TB Lab (including designing, HVAC and ducting team, electrical, plumbing, civil works team, interiors developing team, etc.)
- List of Construction Material and Equipment Proposed for construction of the laboratory along with specifications including manufacturers (OEM) along with warranty period (as specified by Manufacturer) should be clearly mentioned and submitted as per table (Annexure 2) given below for the labs quoted. Any additional material proposed for construction by bidder may also be specified in the same table.
- GANTT Chart informing timelines for executing the various stages of work.

Lab Wise Compliance Sheet for Additional Work Requirement and Some Site-Specific Detail for TB Containment Lab Renovation Work

Sr No	Name of Lab	Specific Work requirement																																																																																																				
1	IRL Agra	Works to carry out Dismantling Activity in the Existing Facility																																																																																																				
		1. <u>TB Containment Lab</u>																																																																																																				
		a) Complete dismantling/Removal of existing interior (puff panels of existing TB Containment Lab), Pass boxes, Light Fixture Assembly, Eye wash and Emergency shower, Wash Basin, Shoe rack, Storage Rack and Split AC and hand over to the site in the room identified by site																																																																																																				
		<table><tr><th>s.no</th><th>Items to be Removed and Handed over to the site</th><th>Make Model</th><th>and</th><th>Quantity</th></tr><tr><td>1</td><td>Puff Paneling</td><td></td><td></td><td></td></tr><tr><td>i)</td><td>Wall Panel- (Quantity in Feet)</td><td>OEM</td><td></td><td>700 SQFT</td></tr><tr><td>ii)</td><td>Ceiling Panel- (Quantity in Feet)</td><td>OEM</td><td></td><td>350 SQFT</td></tr><tr><td>iii)</td><td>Puff Insulated Door</td><td>OEM</td><td></td><td>3 numbers</td></tr><tr><td>7</td><td>Epoxy Flooring</td><td>OEM</td><td></td><td>350 SQFT</td></tr><tr><td>2</td><td>Interiors</td><td></td><td></td><td></td></tr><tr><td>i)</td><td>Eye wash and shower</td><td>OEM</td><td></td><td>1 number</td></tr><tr><td>ii)</td><td>Wash Basin</td><td>OEM</td><td></td><td>1 number</td></tr><tr><td>iii)</td><td>Pass Box</td><td>OEM</td><td></td><td>2 numbers</td></tr><tr><td>iv)</td><td>Storage Rack</td><td>OEM</td><td></td><td>1 number</td></tr><tr><td>v)</td><td>Shoe Rack</td><td>OEM</td><td></td><td>1 number</td></tr><tr><td>vi)</td><td>Split AC (Indoor Unit and Outdoor both)</td><td>Lloyd</td><td></td><td>2 numbers</td></tr><tr><td>vii)</td><td>Work Bench</td><td>OEM</td><td></td><td>3 numbers</td></tr><tr><td>viii)</td><td>Lab Stools</td><td>OEM</td><td></td><td>5 numbers</td></tr><tr><td>ix)</td><td>CCTV Camera system</td><td>OEM</td><td></td><td>1 set</td></tr><tr><td>x)</td><td>EPBAX System</td><td>OEM</td><td></td><td>1 Set</td></tr><tr><td>xi)</td><td>Fire Alarm System</td><td>OEM</td><td></td><td>1 Set</td></tr><tr><td>xii)</td><td>Access Control System</td><td>OEM</td><td></td><td>1 Set</td></tr><tr><td>xiii)</td><td>Magnehelic gauge</td><td>OEM</td><td></td><td>1 number</td></tr></table>	s.no	Items to be Removed and Handed over to the site	Make Model	and	Quantity	1	Puff Paneling				i)	Wall Panel- (Quantity in Feet)	OEM		700 SQFT	ii)	Ceiling Panel- (Quantity in Feet)	OEM		350 SQFT	iii)	Puff Insulated Door	OEM		3 numbers	7	Epoxy Flooring	OEM		350 SQFT	2	Interiors				i)	Eye wash and shower	OEM		1 number	ii)	Wash Basin	OEM		1 number	iii)	Pass Box	OEM		2 numbers	iv)	Storage Rack	OEM		1 number	v)	Shoe Rack	OEM		1 number	vi)	Split AC (Indoor Unit and Outdoor both)	Lloyd		2 numbers	vii)	Work Bench	OEM		3 numbers	viii)	Lab Stools	OEM		5 numbers	ix)	CCTV Camera system	OEM		1 set	x)	EPBAX System	OEM		1 Set	xi)	Fire Alarm System	OEM		1 Set	xii)	Access Control System	OEM		1 Set	xiii)	Magnehelic gauge	OEM		1 number
		s.no	Items to be Removed and Handed over to the site	Make Model	and	Quantity																																																																																																
		1	Puff Paneling																																																																																																			
		i)	Wall Panel- (Quantity in Feet)	OEM		700 SQFT																																																																																																
		ii)	Ceiling Panel- (Quantity in Feet)	OEM		350 SQFT																																																																																																
		iii)	Puff Insulated Door	OEM		3 numbers																																																																																																
		7	Epoxy Flooring	OEM		350 SQFT																																																																																																
2	Interiors																																																																																																					
i)	Eye wash and shower	OEM		1 number																																																																																																		
ii)	Wash Basin	OEM		1 number																																																																																																		
iii)	Pass Box	OEM		2 numbers																																																																																																		
iv)	Storage Rack	OEM		1 number																																																																																																		
v)	Shoe Rack	OEM		1 number																																																																																																		
vi)	Split AC (Indoor Unit and Outdoor both)	Lloyd		2 numbers																																																																																																		
vii)	Work Bench	OEM		3 numbers																																																																																																		
viii)	Lab Stools	OEM		5 numbers																																																																																																		
ix)	CCTV Camera system	OEM		1 set																																																																																																		
x)	EPBAX System	OEM		1 Set																																																																																																		
xi)	Fire Alarm System	OEM		1 Set																																																																																																		
xii)	Access Control System	OEM		1 Set																																																																																																		
xiii)	Magnehelic gauge	OEM		1 number																																																																																																		
b) Uninstallation of existing three Biosafety Cabinet (BSC) with external blower including ducting, and permanent closure of ducting opening at wall																																																																																																						
2. <u>AHU and HVAC Unit</u>																																																																																																						
a) Dismantling and removal of existing list of the items of air handling unit (AHU)/ heating, ventilation & air conditioning (HVAC) system and interiors of TB containment Lab as mentioned below and handed over to site for safe and secure storage identified by site																																																																																																						
<table><tr><th>s.no</th><th>Items to be Removed and Handed over to the site</th><th>Make and Model</th><th>Quantity</th></tr><tr><td>1</td><td>Supply Air Handling Unit (AHU)</td><td></td><td></td></tr><tr><td>i)</td><td>Blower</td><td>OEM</td><td>1 Number</td></tr><tr><td>ii)</td><td>Motor</td><td>OEM</td><td>1 Number</td></tr><tr><td>iii)</td><td>Cooling Coil</td><td>8 row cooling coil 2 circuit</td><td>1 number</td></tr><tr><td>iv)</td><td>Pre-Filter</td><td>OEM</td><td>1 set</td></tr><tr><td>v)</td><td>Fine filter</td><td>OEM</td><td>1 set</td></tr><tr><td>vi)</td><td>HEPA Filter</td><td>OEM</td><td>1 set</td></tr><tr><td>2</td><td>Exhaust Air Handling Unit</td><td></td><td></td></tr><tr><td>i)</td><td>Blower</td><td>OEM</td><td>1 Number</td></tr><tr><td>ii)</td><td>Motor</td><td>OEM</td><td>1 Number</td></tr></table>	s.no	Items to be Removed and Handed over to the site	Make and Model	Quantity	1	Supply Air Handling Unit (AHU)			i)	Blower	OEM	1 Number	ii)	Motor	OEM	1 Number	iii)	Cooling Coil	8 row cooling coil 2 circuit	1 number	iv)	Pre-Filter	OEM	1 set	v)	Fine filter	OEM	1 set	vi)	HEPA Filter	OEM	1 set	2	Exhaust Air Handling Unit			i)	Blower	OEM	1 Number	ii)	Motor	OEM	1 Number																																																										
s.no	Items to be Removed and Handed over to the site	Make and Model	Quantity																																																																																																			
1	Supply Air Handling Unit (AHU)																																																																																																					
i)	Blower	OEM	1 Number																																																																																																			
ii)	Motor	OEM	1 Number																																																																																																			
iii)	Cooling Coil	8 row cooling coil 2 circuit	1 number																																																																																																			
iv)	Pre-Filter	OEM	1 set																																																																																																			
v)	Fine filter	OEM	1 set																																																																																																			
vi)	HEPA Filter	OEM	1 set																																																																																																			
2	Exhaust Air Handling Unit																																																																																																					
i)	Blower	OEM	1 Number																																																																																																			
ii)	Motor	OEM	1 Number																																																																																																			

3	Condensing Unit		
i)	Compressor	Carrier 8.5 Ton	2 numbers
4	AHU Shed	Local Made	1 set
5	AHU Control Panel including Wiring	OEM	1 set
6	GI Ducting: Existing GI ducting (Quantity in sqft), Total quantity of	OEM	800 SQFT
7	Dampers (Existing dampers available needs to be mentioned)	OEM	6 numbers

1. Civil, Plumbing and Electrical works to carry out Re/New Installation works of TB containment lab

- Complete putty & whitewash of existing permanent wall of area 950 sqft and ceiling of the area 400 Sqft
- Re-Installation of the removed two numbers of split AC of capacity 2 Tons from Existing TB Containment Lab to room identified by Site including Piping, insulation, appropriate drainage pipes and Electrical works including Supply and provision of two numbers of 32 AMP MCB socket including necessary wiring
- Shifting and Placement of all UPS along with batteries from inside the TB containment Lab to the corridor outside and needs to be placed outside in the corridor with connection to the dedicated switch and socket inside the lab. Necessary wiring to be done to connect the switch and socket inside TB Containment Lab to the UPS kept outside in the corridor (with proper suitable racks). Switch and sockets to be provided for UPS Connection for below mentioned Equipment
 - Biosafety Cabinet -3 Nos.
 - Refrigerated Centrifuge- 3 Nos.
 - MGIT 960- 2 Nos.
 - UPS Backup for TB containment Lab: 1 No.
- Supply of additional 5 numbers of Ergonomic laboratory chair, designed for infectious laboratory areas:
 - adjustable height to suit different users, seat range approximately 400–490 mm
 - adjustable-angle back rest (no arm rest)
 - caster wheels
 - all metal parts chrome plated
 - disinfect able with alcohol-containing disinfectants
 - Re/New Installation

2. AHU and HVAC Unit

- As there has been noted issues of Monkey menace on site, therefore Agency to put Aluminum cladding over the Entire length of ducting in the supply and Exhaust Ducting for Protection

3. Equipment shifting and Re-installation.

- All Equipment (Details mentioned below) inside the TB containment Laboratory to be removed with all its accessories and place them in a safe and secure temporary space provided by Site.
- Re-Installation of the Equipment (Details mentioned below) along with all accessories inside the TB containment Laboratory after the Interior work of TB containment Lab is completed.

Equipment Description	Make	Model	Serial Number
Refrigerated Centrifuge	Hettich	ROTINA 380R	0001276-01-00
Refrigerated Centrifuge	Hettich	ROTINA 380R	0001996-03-00
Refrigerated Centrifuge	THERMO	Sorvall Legend X1R	41687121
Biosafety cabinet Class II A2	Baker's	SG403A	100089
Biosafety cabinet Class II A2	Baker's	SG403A	100093
Biosafety cabinet class II A2	ESCO Biotech India Pvt.Ltd.	AC2-4S8	2014-92333
MGIT 960 System	BD	MGIT 960	MG3385
MGIT 960 System	BD	MGIT 960	MG-4142

		Refrigerator	Godrej.	NA	NA																																																																																																																																																				
2	IRL Guwahat i	<p>1. Existing BSL 3 (before renovation work):</p> <p>a. Dismantle of interior of existing lab.</p> <table><tr><th>S.No.</th><th>Items to be Removed and Handed over to the site</th><th>Make and Model</th><th>Quantity</th></tr><tr><td>1</td><td>Puff paneling</td><td></td><td></td></tr><tr><td>i)</td><td>Wall Panel- (Quantity in Feet)</td><td>OEM</td><td>400 SQFT</td></tr><tr><td>ii)</td><td>Ceiling Panel- (Quantity in Feet)</td><td>OEM</td><td>540 SQFT</td></tr><tr><td>iii)</td><td>Puff Insulated Door</td><td>OEM</td><td>4 numbers</td></tr><tr><td>2</td><td>AHU Control Panel including Wiring</td><td>Microflow.in power control</td><td>1 set</td></tr><tr><td>3</td><td>UPS (3KVS, 30 mins Backup) for TB Containment LAB Backup</td><td>Not Available</td><td>NA</td></tr><tr><td>4</td><td>GI Ducting: Existing GI ducting (Quantity in Rfeet), Total quantity of</td><td>OEM</td><td>1000 SQFT</td></tr><tr><td>5</td><td>Dampers (Existing dampers available needs to be mentioned)</td><td>OEM</td><td>3 numbers</td></tr><tr><td>6</td><td>Interiors</td><td></td><td></td></tr><tr><td>i)</td><td>Eye wash and shower</td><td>OEM</td><td>1 number</td></tr><tr><td>ii)</td><td>Wash Basin</td><td>OEM</td><td>1 number</td></tr><tr><td>iii)</td><td>Pass Box</td><td>No brand</td><td>2 number</td></tr><tr><td>iv)</td><td>Storage Rack</td><td>OEM</td><td>1 number</td></tr><tr><td>v)</td><td>Shoe Rack</td><td>OEM</td><td>1 number</td></tr><tr><td>vi)</td><td>Split AC (Indoor Unit and Outdoor both)</td><td>Godrej and Samsung</td><td>2 numbers</td></tr><tr><td>vii)</td><td>Work Bench</td><td>OEM</td><td>4 numbers</td></tr><tr><td>viii)</td><td>Lab Stools</td><td>OEM</td><td>5 numbers</td></tr><tr><td>ix)</td><td>CCTV Camera system</td><td>I Safe</td><td>1 set</td></tr><tr><td>x)</td><td>EPBAX System</td><td>OEM</td><td>1 number</td></tr><tr><td>xi)</td><td>Fire Alarm System</td><td>Zicom</td><td>1 number</td></tr><tr><td>xii)</td><td>Access Control System</td><td>OEM</td><td>1 Set</td></tr><tr><td>Xiil)</td><td>Magnehelic gauge</td><td>OEM</td><td>3 numbers</td></tr></table> <p>b. Dismantle of Air Handling Unit.</p> <table><tr><th>S.No</th><th>Items to be Removed and Handed over to the site</th><th>Make and Model</th><th>Quantity</th></tr><tr><td>1</td><td>Supply Air Handling Unit (AHU)</td><td></td><td></td></tr><tr><td>i)</td><td>Blower</td><td>No brand</td><td>1 number</td></tr><tr><td>ii)</td><td>Motor</td><td>Kriloskar Primo 3 phase</td><td>1 number</td></tr><tr><td>iii)</td><td>Cooling Coil</td><td>8 row cooling coil 2 circuit</td><td>1 no</td></tr><tr><td>iv)</td><td>Pre-Filter</td><td>OEM</td><td>1 set</td></tr><tr><td>v)</td><td>Fine filter</td><td>OEM</td><td>1 set</td></tr><tr><td>vi)</td><td>HEPA Filter</td><td>OEM</td><td>1 set</td></tr><tr><td>2</td><td>Exhaust Air Handling Unit</td><td></td><td></td></tr><tr><td>i)</td><td>Blower</td><td>No brand</td><td>2 numbers</td></tr><tr><td>ii)</td><td>Motor</td><td>Kriloskar Primo 3 phase 1 (3HP/2.2KW) and 1(3HP/2.2KW)</td><td>2 numbers</td></tr><tr><td>3</td><td>Condensing Unit</td><td></td><td></td></tr><tr><td>i)</td><td>Compressor</td><td>Carrier 5.5 Ton</td><td>2 numbers</td></tr><tr><td>4</td><td>AHU Shed</td><td>Local Made</td><td>1 set</td></tr></table> <p>c. Securing the uninstalled equipment and accessories in the room identified for storage with appropriate safety packing such as using bubble wrap and wooden box etc.</p>				S.No.	Items to be Removed and Handed over to the site	Make and Model	Quantity	1	Puff paneling			i)	Wall Panel- (Quantity in Feet)	OEM	400 SQFT	ii)	Ceiling Panel- (Quantity in Feet)	OEM	540 SQFT	iii)	Puff Insulated Door	OEM	4 numbers	2	AHU Control Panel including Wiring	Microflow.in power control	1 set	3	UPS (3KVS, 30 mins Backup) for TB Containment LAB Backup	Not Available	NA	4	GI Ducting: Existing GI ducting (Quantity in Rfeet), Total quantity of	OEM	1000 SQFT	5	Dampers (Existing dampers available needs to be mentioned)	OEM	3 numbers	6	Interiors			i)	Eye wash and shower	OEM	1 number	ii)	Wash Basin	OEM	1 number	iii)	Pass Box	No brand	2 number	iv)	Storage Rack	OEM	1 number	v)	Shoe Rack	OEM	1 number	vi)	Split AC (Indoor Unit and Outdoor both)	Godrej and Samsung	2 numbers	vii)	Work Bench	OEM	4 numbers	viii)	Lab Stools	OEM	5 numbers	ix)	CCTV Camera system	I Safe	1 set	x)	EPBAX System	OEM	1 number	xi)	Fire Alarm System	Zicom	1 number	xii)	Access Control System	OEM	1 Set	Xiil)	Magnehelic gauge	OEM	3 numbers	S.No	Items to be Removed and Handed over to the site	Make and Model	Quantity	1	Supply Air Handling Unit (AHU)			i)	Blower	No brand	1 number	ii)	Motor	Kriloskar Primo 3 phase	1 number	iii)	Cooling Coil	8 row cooling coil 2 circuit	1 no	iv)	Pre-Filter	OEM	1 set	v)	Fine filter	OEM	1 set	vi)	HEPA Filter	OEM	1 set	2	Exhaust Air Handling Unit			i)	Blower	No brand	2 numbers	ii)	Motor	Kriloskar Primo 3 phase 1 (3HP/2.2KW) and 1(3HP/2.2KW)	2 numbers	3	Condensing Unit			i)	Compressor	Carrier 5.5 Ton	2 numbers	4	AHU Shed	Local Made	1 set
S.No.	Items to be Removed and Handed over to the site	Make and Model	Quantity																																																																																																																																																						
1	Puff paneling																																																																																																																																																								
i)	Wall Panel- (Quantity in Feet)	OEM	400 SQFT																																																																																																																																																						
ii)	Ceiling Panel- (Quantity in Feet)	OEM	540 SQFT																																																																																																																																																						
iii)	Puff Insulated Door	OEM	4 numbers																																																																																																																																																						
2	AHU Control Panel including Wiring	Microflow.in power control	1 set																																																																																																																																																						
3	UPS (3KVS, 30 mins Backup) for TB Containment LAB Backup	Not Available	NA																																																																																																																																																						
4	GI Ducting: Existing GI ducting (Quantity in Rfeet), Total quantity of	OEM	1000 SQFT																																																																																																																																																						
5	Dampers (Existing dampers available needs to be mentioned)	OEM	3 numbers																																																																																																																																																						
6	Interiors																																																																																																																																																								
i)	Eye wash and shower	OEM	1 number																																																																																																																																																						
ii)	Wash Basin	OEM	1 number																																																																																																																																																						
iii)	Pass Box	No brand	2 number																																																																																																																																																						
iv)	Storage Rack	OEM	1 number																																																																																																																																																						
v)	Shoe Rack	OEM	1 number																																																																																																																																																						
vi)	Split AC (Indoor Unit and Outdoor both)	Godrej and Samsung	2 numbers																																																																																																																																																						
vii)	Work Bench	OEM	4 numbers																																																																																																																																																						
viii)	Lab Stools	OEM	5 numbers																																																																																																																																																						
ix)	CCTV Camera system	I Safe	1 set																																																																																																																																																						
x)	EPBAX System	OEM	1 number																																																																																																																																																						
xi)	Fire Alarm System	Zicom	1 number																																																																																																																																																						
xii)	Access Control System	OEM	1 Set																																																																																																																																																						
Xiil)	Magnehelic gauge	OEM	3 numbers																																																																																																																																																						
S.No	Items to be Removed and Handed over to the site	Make and Model	Quantity																																																																																																																																																						
1	Supply Air Handling Unit (AHU)																																																																																																																																																								
i)	Blower	No brand	1 number																																																																																																																																																						
ii)	Motor	Kriloskar Primo 3 phase	1 number																																																																																																																																																						
iii)	Cooling Coil	8 row cooling coil 2 circuit	1 no																																																																																																																																																						
iv)	Pre-Filter	OEM	1 set																																																																																																																																																						
v)	Fine filter	OEM	1 set																																																																																																																																																						
vi)	HEPA Filter	OEM	1 set																																																																																																																																																						
2	Exhaust Air Handling Unit																																																																																																																																																								
i)	Blower	No brand	2 numbers																																																																																																																																																						
ii)	Motor	Kriloskar Primo 3 phase 1 (3HP/2.2KW) and 1(3HP/2.2KW)	2 numbers																																																																																																																																																						
3	Condensing Unit																																																																																																																																																								
i)	Compressor	Carrier 5.5 Ton	2 numbers																																																																																																																																																						
4	AHU Shed	Local Made	1 set																																																																																																																																																						

- i. Uninstallation of 2 units of split AC of capacity 1.5 Tons with its parts such as copper line, electrical points from the BSL 3 room.
- ii. Uninstallation of 3 units of Biosafety Cabinet with its ducting.
- iii. Uninstallation of 3 units of Refrigerated centrifuge and its accessories.
- iv. Uninstallation of 2 units of Microliter centrifuge and its accessories.
- v. Uninstallation of 2 units of MGIT 960 system and its accessories.
- vi. Uninstallation of 1 units of Hot air oven/universal oven and its accessories.

Sl. No	Equipment Name	Shifting From (Location) to Renovated Extension Facility
1	Biosafety Cabinet Class II A2	BSLIII to Washing section
2	Biosafety Cabinet Class II A2	BSLIII to Washing section
3	Biosafety Cabinet Class II A2	BSLIII to Sterilisation room
4	Microliter Centrifuge	BSLIII to Washing section
5	Microliter Centrifuge	BSLIII to Washing section
6	Refrigerated centrifuge	BSLIII to Washing section
7	Refrigerated centrifuge	BSLIII to Washing section
8	Refrigerated centrifuge	BSLIII to Washing section

2. Identified area for Extension of TB Containment lab (before renovation work):

- a. Clearing the identified space and its existing furniture, RCC racks and its walls, this is located between washing room and BSL III.
- b. Dismantle the RCC rack throughout the area for proposed extended area.
- c. Putty and whitewash for entire walls and ceiling

3. Identified area for Extension of TB Containment lab (during renovation work):

a. During renovation:

- i. Reinstallation of two numbers of 2 TR Split AC from existing TB containment lab to new location decided by site including Piping, insulation, appropriate drainage pipes and electrical works
- ii. Supply and provision of two no. of 32 AMP MCB socket including necessary wiring for the reinstallation of 2 TR Split AC.
- iii. Existing ducting space on the walls to be closed.
- iv. Supply of additional 5 numbers of Ergonomic laboratory chair, designed for infectious laboratory areas:
 - 1. adjustable height to suit different users, seat range approximately 400–490 mm
 - 2. adjustable-angle back rest (no arm rest)
 - 3. caster wheels
 - 4. all metal parts chrome plated
 - 5. disinfect able with alcohol-containing disinfectants
- v. Space for AHU placement identified adjacent to the southern wall as per annexure 1(b) of TB Containment Lab across. The Area of new identified AHU is an extension of the existing AHU Space where 3 feet is widened along the southern side (facing the roadside) and 7 feet is stretched on the western wall by the length of existing AHU space, a total area of 15 feet length and 25 feet width to be considered for new AHU Placement.
- vi. The whole area is subjected to have concrete platform.
 - 1. Foundation should be designed considering safe bearing capacity of soil and AHU static and dynamic load. Anti-Vibration Mounts (AVMs) are provided to reduce AHU system vibration and noise transmission to the surrounding structure.
 - 2. The depth of the foundation to be decided in consultation with the civil engineer, ideal example that the depth of the platform is calculated as 125% of the unit weight to be installed on it.
 - 3. The length and breadth of foundation should be elevated 300mm feet above the finished ground level to maintain cleanliness and prevent water from entering the AHU.

		4. Concrete should be completely set and hardened before installation of AHU.
3	IRL Kolkata	<p>For Proposed UPS Area</p> <ol style="list-style-type: none"> 1. Permanent closure of the Existing Door(4'(W)x7'(H)) of the storeroom opening into the AHU Control panel area with permanent brick wall and covering half of the wall with matching existing tiles 2. The orientation of the existing door leading to the Existing Electrical Panel area to be reversed to occupy more space for UPS placement. 3. Provision of Racks and proper wiring for Placement of all the above-mentioned UPS along with batteries as indicated in the layout with dedicated switch socket inside the TB Containment lab. Necessary wiring to be done to connect the switch socket inside TB Containment Lab to the UPS. 4. Installation of Ceiling Lights, Fan with dedicated switch and socket 5. Installation of False Ceiling at a height of 9 feet of Dimension (7'(W)x 11'(L)) in the area <p>II. For Proposed Sample Opening cum CBNAAT Room</p> <ol style="list-style-type: none"> 1. Demolishing and Removal of Existing Modular Panel of dimensions (10'6" (L)x10'6" (H)) in between AHU Control panel area and the Existing Autoclave 2. Closure of the existing Entrance to the discard Pass box and vertical Autoclave area with permanent brick wall and further covering with matching existing tiles 3. After removal of Main Electrical/LT Panel from Existing Electrical Panel room by Site, the base made up of brick and cement for placement of panel needs to be demolished by Agency identified by FIND, India and the floor needs to be levelled and tiled as per existing matching tiles of the room 4. Creating Sample opening cum CBNAAT Room of dimensions (10'(L)x7'(W)) in the existing Electrical Panel area by Installation of Glass Aluminium Partition of dimension (7'(W)x 9'(H)) on one side with sliding door made up of glass aluminium of dimension(7'(H)x 3'(W)) with proper lock and Key Facility. 5. On the side adjacent to the modular panel of proposed TB containment Lab installation of Glass Aluminium partition of dimension (10'(W)x 9'(H)) to avoid any scratches on the Modular panels 6. Installation of a new Modular standalone hand washing sinks in the Proposed Sample opening/CBNAAT Room made of SS 304 with elbow or foot operated mechanism to be provided. Wall hanging soap dispenser to be provided along with the wash basin unit. A Tissue paper rack with a mechanism to pull out tissue papers, to be provided near the wash basin to dry hands. Water lines that penetrate the Ante Room Space to be equipped with back-flow prevention devices. Outlet pipes should be made of PVC with closure outside lab 7. Supply and installation of Workbench of size (6'(L)x2'6'(W)x2'6"(H) and (3'(L)x2'x(W)x2'6"(H)) with Frame made up of SS 304, with nylon cushion/bushing for the legs, non-particle shredding material and shall be chemical resistant to allow chemical disinfection and with a Granite Top. It should be strong to hold the granite top as well as equipment placed on the workbench. It should be stable and vibration free. 1 Storage cabinet made up of SS 304 to be installed below the granite top of Workbench to store usable Lab Items 8. Removal of 1 Number of "Esco" Make Biosafety cabinet (BSC) along with its duct from Existing Electrical Panel Area and installation of the same BSC along with Ducting and External Blower in the Proposed TB containment Lab as indicated in the layout 9. Removal of 1 Number of "Yorco" Make Biosafety cabinet (BSC) along with its duct from Existing TB containment Lab and Installation of that BSC along with Ducting and External Blower in the Proposed Sample opening cum CBNAAT Room as indicated in

		<p>the layout. The ducting needs be taken out through the TB Containment Lab. (Approx. length of ducting 24 Feet)</p> <ol style="list-style-type: none"> Existing Split AC placed in the Existing Electrical Panel room needs to be re-installed at the same location in the proposed Sample opening and CBNAAT Room with proper drainage and placement of outdoor unit. Installation of Ceiling Lights, with dedicated switch and socket Installation of 12 nos. 5/15 Amp modular switch and socket Installation of False Ceiling at a height of 9 feet of Dimension (7'(W)x 11'(L)) in the area <p>III. Existing Microbiologist Room</p> <ol style="list-style-type: none"> Removal of Existing glass partition above the brick wall in Microbiologist Room and replacement with Permanent closure by permanent brick and cement and painting the area of (17'(L)x2'6" (W)) at both the sides of the room <p>IV. Existing Autoclave Room</p> <ol style="list-style-type: none"> Removal of Existing Vertical Autoclave placed Infront of Existing discard Pass box and Re-Installation of Vertical Autoclave in the Existing Autoclave room with dedicated 32 Amp MCB along with Wiring <p>V. For Proposed AHU Control Panel Room</p> <ol style="list-style-type: none"> Creation of Proposed AHU Control Panel room with modular walls and ceiling of dimensions (4'6" (W)x6'(L)) as indicated in the layout Installation of Ceiling Lights and an Exhaust Fan of required Capacity with dedicated switch and socket <p>VI. For Proposed Extension of TB Containment Lab</p> <ol style="list-style-type: none"> Demolishing and Removal of Existing wall of Dimension (19'6" (L)x10'6" (H)x 6" (W)) in between TB containment Lab and Existing Electrical Panel Area towards the Emergency Exit of the TB Containment as indicated in the layout thereby Extension of TB Containment Lab from 14'(W) to 17'6" (W) towards existing AHU Control panel area Levelling and Reflooring of the area of demolished wall. Dismantling and Removal of the Panels of the Air shower Room Dismantling and Removal of Existing Modular wall, Modular ceiling panels and Modular doors, Pass boxes, light fixtures, Split AC's and storage at the place identified by Site in the Room on the Terrace above the existing TB containment Lab Creation of Change, Ante Room and TB Containment Lab with modular panel of dimensions (6'(W)x6'(L)) ,((5' (W)x6'(L)), (17'6"(W)x 21'(L)) as indicated in the Layout Proper levelling and rework of existing cemented flooring before applying new epoxy flooring. Complete putty & whitewash of existing permanent wall of area 1354 sqft and ceiling of the area 446 sqft after complete dismantling of existing interior (puff panels of existing TB containment Facility). Dismantling of existing three Biosafety Cabinet (BSC) with external blower including ducting, and permanent closure of ducting opening at wall and creating the holes as per placement of BSC indicated in the layout Supply of additional 5 numbers of Ergonomic laboratory chair, designed for infectious laboratory areas: <ul style="list-style-type: none"> - adjustable height to suit different users, seat range approximately 400–490 mm - adjustable-angle back rest (no arm rest) - caster wheels - all metal parts chrome plated - disinfect able with alcohol-containing disinfectants
--	--	---

10. All Equipment (Details mentioned below) inside the TB containment Laboratory to be removed with all its accessories and place them in a safe and secure temporary space provided by Site
11. Re-Installation of the Equipment (Details mentioned below) along with all accessories inside the TB containment Laboratory after the Interior work of TB containment Lab is completed

Equipment Description	Make	Model	Serial Number
Biosafety Cabinet	Esco	AC2-4S8	2014-92326
Biosafety Cabinet	Baker Company	SG403A-HE-INT	100096
Biosafety Cabinet	Baker Company	SG403A-HE-INT	100098
Biosafety Cabinet	YORCO	STERICLEAN	06J0073
Refrigerated Centrifuge	Hettich	Rotina 380R	0001982-03
Refrigerated Centrifuge	Hettich	Rotina 380R	0001983-03
Refrigerated Centrifuge	Hettich	Rotina 380R	0000713-01-00
MGIT 960	BD	BD 960	MGIT 3045
MGIT 960	BD	BD 960	MGIT 3905
Hot Air Oven	Memmert	UNB 200	C210.2408
Micro liter Centrifuge	Hettich	Micro 200	0003965-03-00
Refrigerator	Elanpro	EFGV 450	81.286.138.7

For Proposed Air Handling and HVAC unit

12. Disconnection of the AHU and HVAC unit from Existing TB containment Lab
13. Placement of New AHU and HVAC along with its equipment and Shed on the terrace just above the Existing TB Containment Lab with completely new Supply and Exhaust Ducting
14. Dismantling and removal of existing list of the items of air handling unit (AHU)/ heating, ventilation & air conditioning (HVAC) system and interiors of TB containment Lab as mentioned below and handed over to site for safe and secure storage identified by site

S.no	Items to be Removed and Handed over to the site	Make and Model	Quantity
1	Supply Air Handling Unit (AHU)		
i)	Blower	OEM	1 number
ii)	Motor	Crompton Greaves 3 phase induction motor	1 number
iii)	Cooling Coil	8 row cooling coil 2 circuit	1 number
iv)	Pre-Filter	OEM	1 set
v)	Fine filter	OEM	1 set
vi)	HEPA Filter	OEM	1 set
2	Exhaust Air Handling Unit		
i)	Blower	OEM	2 numbers
ii)	Motor	Crompton Greaves 3 phase induction motor 3HP and 1(1HP/0.8KW)	3 numbers
3	Condensing Unit		
i)	Compressor	Carrier 8.5 Ton	2 numbers
4	AHU Shed	Local Made	1 set
5	Puff Paneling		
i)	Wall Panel- (Quantity in Feet)	OEM	650 SQFT
ii)	Ceiling Panel- (Quantity in Feet)	OEM	350 SQFT
iii)	Puff Insulated Door	OEM	4 numbers

		7	Epoxy Flooring	OEM	450 SQFT
		8	AHU Control Panel including Wiring	OEM	1 set
		9	UPS (3KVS, 30 mins Backup) for TB Containment LAB Backup	Numeric	1
		10	GI Ducting: Existing GI ducting (Quantity in R feet), Total quantity of	OEM	Supply -640 Sq.ft Exhaust 1-850 Sq. ft & Exhaust 2_940 sq. ft
		11	Dampers (Existing dampers available needs to be mentioned)	OEM	3numbers
		12	Interiors		
		i)	Eye wash and shower	OEM	1 number
		ii)	Wash Basin	OEM	1numbers
		iii)	Pass Box	Bio flit	2 numbers
		iv)	Storage Rack	OEM	1 number
		v)	Shoe Rack	OEM	1 number
		vi)	Split AC (Indoor Unit and Outdoor both)	Hitachi	2 numbers
		vii)	Work Bench	OEM	3numbers
		viii)	Lab Stools	OEM	4numbers
		ix)	CCTV Camera system	CP Plus	1 set
		x)	EPBAX System	OEM	3 numbers
		xi)	Fire Alarm System	Agni	4 numbers
		xii)	Access Control System	OEM	1 Set
		xiii)	Magnehelic gauge	OEM	2 numbers
4	IRL Pune	For TB Containment Lab			
		1. Dismantling and Removal:			
		Dismantling and removal of existing installed items & machineries of interiors, Heating Ventilation & Air Conditioning (HVAC) system & electrical systems mentioned below and handed over to site for safe and secure storage (planned outside open space on the terrace):			
		S.No.	Items to be Removed and Handed over to the site	Make and Model	Quantity
		1	Supply Air Handling Unit (AHU)	ENVISION	1 Unit
		i)	Blower	NIKOTRA, RDH-225R,5800RPM	1 no
		ii)	Motor	VGUARD, VIT4A90LH20,1.5 KVA,2HP	1 no
		iii)	Cooling Coil	OEM (8 row deep coil)	1 no
		iv)	Pre-Filter	OEM	1 no
		v)	Fine filter	OEM	1 no
		vi)	HEPA Filter	OEM	1 no
		2	Exhaust Air Handling Unit	ENVISION	1 Unit
		i)	Blower	NIKOTRA, RDH-225R,5800RPM	1 no
		ii)	Motor	ABB, 3 HP,2.3 KW	1 no
		3	Condensing Unit (11 TR):	Carrier	2 set
		i)	Compressor	5.5 ton	2 nos
		4	Puff Panelling	OEM	
		i)	Wall Panel- (Quantity in Feet)	OEM	986 SQFT
		ii)	Ceiling Panel- (Quantity in Feet)	OEM	402 SQFT
		iii)	Puff Insulated Door	OEM	5 nos (2- Double opening

			door, 3- single opening door)
5	AHU Control Panel including Wiring	OEM	1 unit
6	UPS (3KVS, 30 mins Backup) for TB Containment LAB Backup	OEM	1 UNIT
7	GI Ducting Existing GI ducting including supporting hanging rods etc.	OEM	Supply Duct- 55 Rft, Exhaust Duct-35 Rft Total quantity=750 SQFT
8	Dampers	OEM	1 set
9	Interiors		
i)	Wash Basin	Colok	2 nos
ii)	Pass Box	OEM	2 nos
iii)	Storage Rack	OEM	2 nos
iv)	Shoe Rack	OEM	1 no
v)	Split AC (Indoor Unit and Outdoor both)	Bluestar -1.5 TR with inverter, Godrej-1.5 R	2 nos
vi)	Work Bench	OEM (SS work bench with granite top)	3 nos
vii)	Lab Stools(chairs)	OEM	5 nos
viii)	CCTV Camera system	HIK VISION	1 set
ix)	EPBAX System	OEM	1 set
x)	Fire Alarm System	OEM	1 set
xi)	Access Control System	Hieon	1 set
xii)	Magnehelic Gauge with box & accessories	OEM	2 nos
<p>2. Civil, Plumbing Work:</p> <p>a) Permanent closure of existing door opening towards LPA corridor of dimensions [5'3" W X 1' D X 7'8" H] with brick & mortar and tile dadoing work.</p> <p>b) Permanent closure of the holes in the wall created for exhaust ducting of size [2'6" L X 2'6" W] each with brick & mortar work.</p> <p>c) Permanent closure of the hole created in the wall for pass box between TB Containment lab and LPA section with brick & mortar.</p> <p>d) After dismantling of interiors (puff panels of existing BSL3 Facility), existing wall require complete putty, cementing & whitewash of area 1302 sq. Ft and ceiling of the area 401 sq.</p> <p>e) Breaking of wall for creation of one door opening of size [3' L X 8' H] in the wall between existing TB containment lab and incubator room to enter to the change room from the corridor area.</p> <p>Flooring: after removal of epoxy, proper levelling of existing flooring with cement & mortar.</p>			
<p>3. Furniture Supply:</p> <p>Besides furniture as per layout and existing specifications for TB Containment lab, FIND vendor will supply additional 4 numbers of Ergonomic laboratory chair to work for Biosafety Cabinets, designed for infectious laboratory areas as below</p> <ol style="list-style-type: none"> adjustable height to suit different users adjustable-angle back rest (no arm rest) caster wheels all metal parts chrome plated dis-infectable with alcohol-containing disinfectants 			
<p>4. Uninstallation, Packaging & Shifting of Equipment:</p> <p>The following equipment from the TB Containment Lab needs to be uninstalled, packed and shifted on the same floor as TB Lab (identified by the site):</p> <ul style="list-style-type: none"> three BSC (external blower including ducting to be uninstalled too and permanent closure of duct opening at wall should be carried out) two refrigerated centrifuges one microliter centrifuge 			

- one universal oven
- one refrigerator
- two MGIT 960 system
- All UPS of these equipment

All these equipment should be adequately packed (bubble wrapping & cardboard boxing). These activities should be carried out under supervision of OEM/service provider in coordination with FIND BME.

5. Shifting & Reinstallation of Equipment:

- BSC:
 - Reinstallation of one BSC (Nuair make) in the existing BSL2 Lab including the ducting work.
 - Reinstallation of two BSC (ESCO make) in the renovated TB Containment lab including the ducting work.
- Split AC: Reinstallation of two numbers of split AC (removed from the existing TB containment Room) of capacity 1.5 Tons each into the conference room along with:
 - provision of 20 feet copper piping including insulation and appropriate drainage pipes.
 - Supply and provision of two numbers of 20/26 AMP MCB/ switch sockets including necessary wiring for the reinstallation of 1.5 TR Split ACs.
- Other remaining equipment: All remaining equipment planned for TB containment lab need to be reinstalled under supervision of OEM/service provider in coordination with FIND BME. Details of the equipment are shown in table below:

S. No	Equipment Name	Make	Model	Serial Number	Functional Status	Last Date of PM and Calibration
1.	Biosafety Cabinet	Esco	AC2-4S8	2014-92306	Functional	PM:07-07-2021 CAL:07-07-2021
2.	Biosafety Cabinet	Esco	AC2-4S8	2014-92306	Functional	PM:07-07-2021 CAL:07-07-2021
3.	Biosafety Cabinet	Nuair	Labgard	133799110209	Functional	PM:23-12-2020 CAL:04-03-2021
4	Refrigerated Centrifuge	Hettich	ROTINA-380R	0001338-01-00	Functional	PM:12-08-21 CAL:12-08-21
5	Refrigerated Centrifuge	Hettich	ROTINA-380R	0000719-01-00	Functional	PM:12-08-21 CAL:12-08-21
6	Micro Centrifuge	Hettich	Micro-200	0004563-12	Functional	PM:12-08-21 CAL:12-08-21
7	Micro Centrifuge	Hettich	Micro-200		Non functional	NA
8	Hot air oven	Memmert	UNB200	C210.1985	Functional	PM: 09-Sep-21 CAL: 09-Sep-21
9	MGIT 960	BD	MGIT 960	MG3002	Functional	NA
10	MGIT 960	BD	MGIT 960	MG4130	Functional	NA

For LPA Facility

1. Dismantling and Removal:

- Dismantling and removal of existing glass aluminium partition, false ceiling, and doors of existing LPA sections.
- Removal of existing electrical switch sockets and ceiling lights and to be handed over to the site.
- Dismantling and removal of existing wash basin along with its plumbing inlet and outlet pipes.

2. Uninstallation, Packaging & Shifting of Equipment:

The following equipment from the TB containment lab needs to be uninstalled, packed and shifted on the same floor as TB Lab (identified by the site):

- a) Two GTBLOT 48
- b) two Twincubator
- c) one -20 Freezer
- d) Two Thermocycler
- e) one Refrigerator
- f) One Water Bath
- g) All UPS of these equipment

All these equipment should be adequately packed (bubble wrapping & cardboard boxing). These activities should be carried out under supervision of OEM/service provider in coordination with FIND BME.

3. Reinstallation of Equipment:

All remaining equipment from TB containment lab need to be reinstalled under supervision of OEM/service provider in coordination with FIND BME as shown in table below:

S. No	Equipment Name	Make	Model	Serial Number	Status
1.	GT Blot	Hain Life Science	BB-10	993-3	Functional
2.	GT Blot	Hain Life Science	BB-10	1055-3	Functional
3.	PCR Hood	Labo Tech	UVC/T-M-AR	NA	Functional
4.	PCR Hood	Labo Tech	UVC/T-M-AR	NA	Functional
5.	Water Bath	REMI	RWB-6		Functional
6.	Thermocycler	Applied Biosystem	ABI-2720	10000000032	Functional
7.	Twin incubator	Hain Life Science	"Clemens GmbH Germany"	13637-09V-00089	Functional
8.	Thermocycler	Applied Biosystem	ABI-2720	10000000058	Functional
9.	Refrigerator	SAMSUNG		RR1914BCAS/9L/293	Functional
10.	-20 Freezer	LIEBHER	GGU1500	81009.332.2	Functional

4. Civil, Plumbing and electrical work:**General:**

- a) **False ceiling** (may be either gypsum or any other clean room false ceiling) at a height of 8' from the floor throughout these rooms so that air-conditioning will be effective.
 - o space between ceiling of the room and false ceiling should be covered with aluminum PVC sheets for aesthetic purpose.
- b) While preparing the **partition-wall** in various sections, these can be half brick partition covered with tile on both side and then using **glass and aluminium partitions**. The brick wall partition may be up to 4 feet from the floor and rest will be glass aluminium partition. The electrical sockets can be provided in the brick partition wall with concealed wiring.
- c) Avoid using screws, hinges, stoppers etc. which are made up of iron, as they will get easily rusted / corroded during disinfection and cleaning of lab. Use items made up of steels/copper etc.
- d) Flooring should be with uniform Vinyl Carpet, the welding between the corner posts and the rails shall be continuous single welding.
- e) Water supply and drainage line required for various sections to connect with existing sources.

		<p>A. Master Mix Room & Ante Room:</p> <ol style="list-style-type: none"> Supply and installation of wall partition with proper gasketing with placement as per layout for proposed Master mix room measuring 5'8" x 5'10" and its ante room measuring 4' x 5'10". Supply and installation of glass aluminium doors (2'6" wide and 6'8" height) with automatic door closure mechanism with lock & key system as indicated in the layout: <ul style="list-style-type: none"> For entry into proposed Master Mix Room from its Ante Room For entry into Ante Room of Master Mix Room from common corridor Supply and installation of SS work bench with granite top of dimension 5' (L), 2'6" (W) and 2'6" (H) as indicated in the layout (WB4). There should be no shelf below it. Existing AC can be retained in the same location of Master Mix preparation room. Supply and installation of 15/5 Amp electrical switch sockets and ceiling lights along with required wiring work as per layout. Supply and installation of one SS Storage Rack and one Shoe Rack for Master Mix Room. Supply and installation of two coat hangers (four hooks each) inside the Ante room of Master Mix room. <p>B. Amplification & Hybridization Room & Ante Room:</p> <ol style="list-style-type: none"> Supply and installation of wall partition with proper gasketing with placement as per layout for proposed Hybridization and Amplification room measuring 4'6" x 12' + 5'8" x 8'6" and its ante room measuring 5'3" x 4'. Supply and installation of glass aluminium doors (2'6" wide and 6'8" height) with automatic door closure mechanism with lock & key system as indicated in the layout: <ul style="list-style-type: none"> For entry into proposed HYB & AMP from its Ante Room For entry into Ante Room of HYB & AMP room from common corridor Supply and installation of three numbers of SS work bench with granite top of dimension 10' (L), 2'6" (W) and 2'6" (H), 6'6" (L), 2'6" (W) and 2'6" (H) & 4'6" (L), 2'6" (W) and 2'6" (H) as indicated in the layout (WB5, WB6 & WB7). Existing AC can be retained in the same location of HYB & AMP room. Supply and installation of 15/5 Amp electrical switch sockets and ceiling lights along with required wiring work as per layout. Supply and installation of one SS Storage Rack and one Shoe Rack for HYB & AMP Room. Supply and installation of one handsfree wash basin inside the existing Amplification & Hybridization (AMP & HYB) room along with necessary inlet and drainage provisions. Supply and installation of two coat hangers (four hooks each) inside the Ante room of HYB & AMP room.

Sl. No.	General Works for All Sites	Specifications Compliance /Deviation, if any along with Make and Model of Item Quoted
1	Batteries of UPS should be provided with rack. UPS's with batteries and proper arranged wiring (e.g: wire tie to be used) to be installed and well-arranged/organized for giving aesthetic look	
2	Dedicated earthing to be done for TB Containment Lab	
3	Any Minor Civil, Electrical and Plumbing works identified during Lab renovation other than additional works mentioned needs to be carried out by identified Agency	

Form TECH-9: Proposed specifications and Make/ Manufacturer for item/material which bidder plans to use for the work

List of Construction Material and Equipment Proposed for Construction of the Laboratory along with specifications including manufacturers (OEM) along with warranty period (as specified by Manufacturer) **should be clearly mentioned and submitted schedule wise as per tables given below**. Any additional material proposed for construction by bidder may also be specified in the same table.

Sl. No.	Item description	Specifications with capacity (wherever applicable) and warranty offered as specified by Manufacturer	Proposed Makes / Manufactures
1	Thermal Insulation for ducting		
2	Ducting		
3	Diffusers with dampers /Grilles		
4	Airtight and Gastight Isolation Dampers		
5	VAV dampers, Leak proof and isolation dampers		
6	Fire damper		
7	Magnehelic Gauge		
8	HEPA Filter H14		
9	Supply Containment HEPA filter housing		
10	Exhaust BIBO Indigenous		
11	AHU and Ventilation units		
12	AHU Plenum Filters G4		
13	AHU Plenum Filters F7		
14	AHU Blower- Supply		
15	AHU Blower- Exhaust		
16	AHU Motor-Supply		
17	AHU Motor- Exhaust		
18	BSC ducting blower		
19	Condensing unit		
20	Compatible cooling coil		
21	Heating element		
22	HVAC Control valves		
23	Modular Material for Ceiling and Walls		
24	Modular Doors		
25	Epoxy Flooring Material		
26	Distribution Boards		
27	LT Switchgear (ACB, MCCB, MCB,ELCB, RCCB, Contactors, SFUs)		
28	Fuse		
29	VFD		
30	Timers		
31	Protection relays		
32	Selector switches		
33	Change over switch		
34	Ammeters, Voltmeters,		
35	Indication lamps (LED Type)		
36	Push buttons		
37	PF meters		
38	Energy meter		
39	Electrical multi-function meters		
40	Load managers		

Sl. No.	Item description	Specifications with capacity (wherever applicable) and warranty offered as specified by Manufacturer	Proposed Makes / Manufactures
41	Current transformers (Cast Resin)		
42	Telephone tag box		
43	Industrial type metallic plug sockets		
44	Modular switches, socket outlets, LED ceiling lights		
45	PVC Conduits and accessories		
46	MS Structural' s		
47	Copper wires and light wiring		
48	XLPE insulated, armoured wire		
49	Aluminium conductor cables		
50	Control Junction Boxes		
51	Single phase preventor circuit		
52	Telephone, Co-axial wires & Cables		
53	Data Cables (CAT 5e, 6)		
54	Network Switches		
55	CCTV monitor & Cameras		
56	3 KVA UPS, 30 min backup		
57	Door Interlock and Access control System		
58	Smoke Detectors & Addressable analogue main panel		
59	Fire extinguisher		
60	Pass box		
61	Differential Pressure Switch/ transmitter		
62	Temperature sensor & Display		
63	Humidity sensor & Display		
64	Pressure sensor/ transmitter & Display		
65	3-Channel Digital Monitor display for temperature, pressure and Humidity with Audio-visual alarm system, wiring & accessories		
66	Laboratory stool		
67	Trolley		
68	Workbench		
69	Garment cabinet		
70	Coat Hangers		
71	Wash basin		
72	Eye wash and emergency shower		
73	Any other items		
74	Any other items		

Note:

- Attach separate sheets for specifications and manufacturers catalogues/brochures for construction materials and equipment proposed.
- Use separate table as above for each Schedule, if required.

CHAPTER III – FINACIAL PROPOSAL - PRICE BID FORM (STANDARD FORMS)

(TO BE FILLED BY BIDDERS FOR QUOTING THEIR PRICES
-SCHEDULEWISE.)

Form FIN I - Price Bid Form

[to be submitted with Price Bid only]

To,
Director
M/s Strategic Alliance Management Services Pvt. Ltd.
(SAMS)B-18, Sector-6, Noida,
G.B. Nagar – 201301 (U.P.)

Dear Sir,

Subject: Bid for Renovation, Construction, Testing, Commissioning and Validation of TB Containment Laboratory and associated works with two years of comprehensive warranty period on 'Turnkey Basis' and the cost of maintenance of laboratories for the period of 3 years after warranty period

Bid Ref. No. SAMS/FIND India/G/2023/0006/0011/Lab Renovation/ATE/16

1. We, [**Name of Bidder**], hereby submit a bid for the construction of the above- referenced works in response to the above-referenced ITB for following Schedule:

Seq. No. (as many as quoted by the Bidder)	Schedule No. (as many as quoted by the Bidder)	Name of Laboratory

2. We warrant that in preparing and submitting this bid, we have complied with, and are willing to be bound by, any and all of the requirements and provisions of the above- referenced ITB, including the terms and conditions of the Contract as set out in the BidDocuments.
3. Based on the above, our proposed **Total Contract Price is Rs.** _____ **inclusive of all applicable taxes i.e. GST for..... schedules** (amount in words) and as per FIN-2 and FIN-3 Forms attached.
4. I, the undersigned, certify that I am duly authorized by [**insert name of bidder**] to sign this bid and bind [**insert name of bidder**]:

Name: _____
Title: _____
Date: _____
Signature: _____

FINANCIAL PROPOSAL- STANDARD FORMS

Form FIN-2 : Lump sum Contract Price

(To be submitted for each quoted Schedules individually)

Schedule No. ____

Description	Name of Lab / Site	Total Cost (inclusive of all applicable taxes (i.e., GST)
Cost of Financial Bid for Renovation, Construction, Testing, Commissioning and Validation of TB Containment Laboratory and associated site-specific additional works with two-year of comprehensive warranty on 'Turnkey Basis'. Note: Cost quoted should match with the total Cost as per Form FIN-3: Priced Bill of Quantity		<hr/>
TOTAL BID PRICE		<hr/>

FINANCIAL PROPOSAL- STANDARD FORMS

Form FIN-3 Cost of Works

(To be submitted for each quoted Schedule with Price bid only)

Bidders shall submit detailed workings of Lump Sum Contract Price (Component-A as given in FIN-2) for renovation, Construction, Testing, Commissioning and Validation of TB Containment Laboratory and associated works on 'Turnkey Basis' including cost of additional works, if any. The total price mentioned in the table below should coincide with the Price Component A as given in FIN-2 for each Schedule.

Schedule No.	I
Name of Site	IRL Agra

S.No.	Description of work	Unit of Measurement	Quantity (number/lot/job) approx.	Unit Price (inclusive of all applicable taxes)	Total Price (inclusive of all applicable taxes)
HVAC					
1	Thermal Insulation for Ducting	Sqft	710		
2	Ducting	Sqft	710		
3	Aluminum cladding over the entire external length of ducting in the supply and exhaust ducting for protection	Sqft	410		
4	HEPA Filter (H14) with containment HEPA Housing with Test elbow port and pressure gauge for supply	Nos.	1		
5	supply and exhaust diffusers with dampers	Nos.	10		
6	Leak proof and isolation dampers	Nos.	6		
7	Volume control dampers	Nos.	2		
8	Fire Dampers	Nos.	2		
9	Magnehelic Gauge	Nos.	3		
10	HEPA filter(H14) with BIBO Indigenous with Test elbow port and pressure gauge for exhaust	Nos.	1		
11	AHU and Ventilation units	set	2		
12	AHU Filters (G4, F7)	set	2		
13	AHU Fan/Blower	Nos.	2		
14	Motor (Including Spares) 1. 1 No. for supply and exhaust each 2. 1 No. for spare supply and exhaust each	Nos.	4		
15	Compatible cooling coil and heating element	Set	1		
16	HVAC Control Valves	Set	1		
17	VFD	Nos.	2		
18	Condensing Unit including standby unit	Nos.	3		
19	BSC ducting with exhaust blower (Damper, Pipe, other ducting accessories material and foundation work for exhaust blower)	Job	3		
20	MS structural shed for AHU with concrete cemented Foundation	Job	1		
Electrical Panel, AHU Control Panel, Electrical Cabling & accessories					
1	LT Switch Gears (ACB, MCCB, MCB, ELCB, RCCB, Contactors, SFUs)	Set	1		
2	Fuse	Set	1		
3	Protection Relays	Nos.	6		
4	Selector Switches	Nos.	10		
5	Indication Lamps (LED Type)	Nos.	10		

S.No.	Description of work	Unit of Measurement	Quantity (number/lot/job) approx.	Unit Price (inclusive of all applicable taxes)	Total Price (inclusive of all applicable taxes)
6	Electric Multifunction Meter (Ammeters, Voltmeters, Load)	Set	1		
7	Load Managers	Set	1		
8	Current Transformers	Set	1		
9	Modular Switches, Socket outlets, Ceiling lights including wiring	Set	1		
10	PVC Conduits, Accessories	Running Meter	300		
11	Copper wires	Running Meter	300		
12	XLPE Insulated armoured wire	Running Meter	30		
13	UPS- 3KVA 30 minutes backup	Nos.	1		
14	Distribution Board	Set	1		
15	Control Junction Box	Set	2		
16	Dedicated Earthing	Job	2		
17	Single phase preventor	Nos.	1		
Interiors					
1	Modular Material for Wall Panel including coving	Sqft	810		
2	Modular (PUFF panel) Flush Doors	Nos.	4		
3	Modular Material for Ceiling including coving	Sqft	390		
4	Epoxy Flooring	Sqft	390		
5	CCTV Camera system	Set	1		
6	Fire Alarm system with fire extinguishers system with smoke Detectors, main panel	Set	1		
7	Emergency eye wash and shower with plumbing works	Job	1		
8	Pass Box	Nos.	2		
9	Supply and Installation of 2 TR Split ACs with Accessories (2 TON) with changeover timer of 4 hours	Nos.	2		
10	Data Cable (CATFI Cable connection point)	Job	1		
11	Door interlocking & access control system	Job	1		
12	Temperature sensor & display	Set	1		
13	Humidity sensor & display	Set	1		
14	Pressure sensor & display	Set	1		
15	Clean room monitor	Nos.	1		
16	EPABX Box & Telephone set, Co-axial wires & cables	Set	1		
17	Stainless steel grade 304 Laboratory Stools	Nos.	5		
18	Stainless steel grade 304 trolley -3 two tier open trolleys -1 closed trolley	Nos.	4		
19	Stainless steel grade 304 workbench 1.WB1: Work Bench1 (LxWxH)(6'x2'6"x2'6") 2.WB2: Work Bench2 (LxWxH)(5'x2'6"x2'6") 3.WB3: Work Bench3 (LxWxH)(4'x2'6"x2'6")	Nos.	3		
20	Stainless steel grade 304 shoe racks	Nos.	1		
21	Wash Basin and plumbing works	Job	2		
22	Stainless steel grade 304 Garment Cubicles	Nos.	1		
23	Stainless steel grade 304 Coat hangers	set	1		
24	RTV Silicon Sealant	Job	1		
25	Performance testing and validation of TB containment facility including validation of 3 nos. of biosafety cabinet	Job	1		

S.No.	Description of work	Unit of Measurement	Quantity (number/lot/job) approx.	Unit Price (inclusive of all applicable taxes)	Total Price (inclusive of all applicable taxes)
Site specific additional works (IRL Agra)					
1	Dismantling and removal of existing installed items of interiors, epoxy flooring, AHU Shed, ducting, Heating Ventilation & Air Conditioning (HVAC) system & electrical systems as mentioned in the site-specific additional work for Agra and handed over to site <i>Note: Refer the site specific additional works sheet for details items of dismantling</i>	Job	1		
2	Complete putty & whitewash of existing permanent wall of area 950 sqft and ceiling of the area 390 sqft after complete dismantling of existing interior (puff panels of existing TB containment Facility).	Sqft	1340		
3	Uninstallation, packaging & shifting of equipment from the existing facility to the space identified by the site and reinstallation of shifted equipment inside the renovated laboratory: - Three biosafety cabinet, three refrigerated centrifuges and two MGIT 960 system along with UPS to be shifted to safe location to be provided by site with appropriate bubble packaging & cardboard boxing.	Job	9		
4	Dismantling of existing three biosafety cabinet with external blower including ducting, and permanent closure of ducting opening at wall	Job	3		
5	Reinstallation of 2 numbers of 2TR Split AC from existing TB containment lab to new location decided by site including Piping, insulation, appropriate drainage pipes and electrical works	Job	2		
6	Supply and provision of two no. of 32 AMP MCB socket including necessary wiring for the reinstallation of 2 TR Split AC.	Nos	2		
7	Supply of additional 5 numbers of Ergonomic laboratory chair, designed for infectious laboratory areas: - adjustable height to suit different users, seat range approximately 400- 490 mm - adjustable-angle back rest (no arm rest) - caster wheels - all metal parts chrome plated - disinfect able with alcohol-containing disinfectants	Nos.	5		
FINAL TOTAL AMOUNT					

Schedule No.	II
Name of Site	IRL Guwahati

S.No.	Description of work	Unit of Measurement	Quantity (number/lot /job) approx.	Unit Price (inclusive of all applicable taxes)	Total Price (inclusive of all applicable taxes)
HVAC					
1	Thermal Insulation for Ducting	Sqft	1139		
2	Ducting	Sqft	1139		
3	HEPA Filter(H14) with containment HEPA Housing with Test elbow port and pressure gauge for supply	Nos.	1		
4	supply and exhaust diffusers with dampers	Nos.	12		
5	Leak proof and isolation dampers	Nos.	6		
6	Volume control dampers	Nos.	2		
7	Fire Dampers	Nos.	2		
8	Magnehelic Gauge	Nos.	3		
9	HEPA filter with BIBO Indigenous with Test elbow port and pressure gauge for exhaust	Nos.	1		
10	AHU and Ventilation units	set	2		
11	AHU Filters (G4, F7)	set	2		
12	AHU Fan/Blower	Nos.	2		
13	Motor (Including Spares) 1. 1 No. for supply and exhaust each 2. 1 No. for spare supply and exhaust each	Nos.	4		
14	Compatible cooling coil and heating element	Set	1		
15	HVAC Control Valves	Set	1		
16	VFD	Nos.	2		
17	Condensing Unit including standby unit	Nos.	3		
18	BSC ducting with exhaust blower (Damper, Pipe, other ducting accessories material and foundation work for exhaust blower)	Job	3		
19	MS structural shed for AHU with concrete cemented Foundation	Job	1		
Electrical Panel, AHU Control Panel, Electrical Cabling & accessories					
1	LT Switch Gears (ACB, MCCB, MCB, ELCB, RCCB, Contactors, SFUs)	Set	1		
2	Fuse	Set	1		
3	Protection Relays	Nos.	6		
4	Selector Switches	Nos.	10		
5	Indication Lamps (LED Type)	Nos.	10		
6	Electric Multifunction Meter (Ammeters, Voltmeters, Load)	Set	1		
7	Load Managers	Set	1		
8	Current Transformers	Set	1		
9	Modular Switches, Socket outlets, Ceiling lights including wiring	Set	1		
10	PVC Conduits, Accessories	Running Meter	300		
11	Copper wires	Running Meter	300		
12	XLPE Insulated armored wire	Running Meter	45		
13	UPS- 3KVA 30 minutes backup	Nos.	1		

S.No.	Description of work	Unit of Measurement	Quantity (number/lot /job) approx.	Unit Price (inclusive of all applicable taxes)	Total Price (inclusive of all applicable taxes)
14	Distribution Board	Set	1		
15	Control Junction Box	Set	2		
16	Dedicated Earthing	Job	2		
17	Single phase preventor	Nos.	1		
Interiors					
1	Modular Material for Wall Panel including coving	Sqft	970		
2	Modular (PUFF panel) Flush Doors	Nos.	4		
3	Modular Material for Ceiling including coving	Sqft	576		
4	Epoxy Flooring	Sqft	576		
5	CCTV Camera system	Set	1		
6	Fire Alarm system with Fire extinguishers system with smoke Detectors, main panel	Set	1		
7	Emergency eye wash and Shower with plumbing works	Job	1		
8	Pass Box	Nos.	2		
9	Supply and Installation of 2 TR Split ACs with Accessories (2 TON) with changeover timer of 4 hours	Nos.	2		
10	Data Cable (CATFI Cable connection point)	Job	1		
11	Door interlocking & access control system	Job	1		
12	Temperature sensor & display	Set	1		
13	Humidity sensor & display	Set	1		
14	Pressure sensor & display	Set	1		
15	Clean room monitor	Nos.	1		
16	EPABX Box & Telephone set, Co-axial wires & cables	Set	1		
17	Stainless steel grade 304 Laboratory Stools	Nos.	5		
18	Stainless steel grade 304 trolley -3 two tier open trolleys -1 closed trolley	Nos.	4		
19	Stainless steel grade 304 workbench 1.WB1:Work Bench1 (LxWxH)(5'6"x2'6"x2'6") 2.WB2:Work Bench2 (LxWxH)(9'6"x2'6"x2'6") 3.WB3:Work Bench3 (LxWxH)(5'6"x2'6"x2'6")	Nos.	3		
20	Stainless steel grade 304 shoe racks	Nos.	1		
21	Wash Basin and plumbing works	Job	2		
22	Stainless steel grade 304 Garment Cubicles	Nos.	1		
23	Stainless steel grade 304 Coat hangers	set	1		
24	RTV Silicon Sealant	Job	1		
25	Performance testing and validation of TB containment facility including validation of 3 nos. of biosafety cabinet.	Job	1		
A	Existing TB containment Lab				

S.No.	Description of work	Unit of Measurement	Quantity (number/lot /job) approx.	Unit Price (inclusive of all applicable taxes)	Total Price (inclusive of all applicable taxes)
1	Dismantling and removal of existing installed items of interiors, epoxy flooring, AHU Shed, ducting, Heating Ventilation & Air Conditioning (HVAC) system & electrical systems as mentioned in the site-specific additional work for IRL Guwahati and handed over to site <i>Note: Refer the site-specific additional works sheet for details items of dismantling</i>	Job	1		
2	Complete putty & whitewash of existing permanent wall of area 1171 sqft and ceiling of the area 576 sqft after complete dismantling of existing interior (puff panels of existing TB containment Facility).	Sqft	1752		
3	Uninstallation, packaging & shifting of equipment from the existing facility to the space identified by the site and reinstallation of shifted equipment inside the renovated laboratory: - Three biosafety Cabinet, three refrigerated centrifuges and two MGIT 960 system along with UPS and external batteries to be shifted to safe location to be provided by site with appropriate bubble packaging & cardboard boxing.	Job	9		
4	Dismantling of existing three biosafety cabinet with external blower including ducting, and permanent closure of ducting opening at wall	Job	3		
B	Existing Washing Room				
1	Dismantling works to extend the area of TB containment lab by 3'(W)x12'(L) a. RCC racks b. wall located between washing room and BSL III Lab (12'(L)x12'(H))	Sqm	16.7		
2	Reinstallation of 2 numbers of 2 TR Split AC from existing TB containment lab to new location decided by site including Piping, insulation, appropriate drainage pipes and electrical works	Job	2		
3	Supply and provision of two no. of 32 AMP MCB socket including necessary wiring for the reinstallation of 2 TR Split AC.	Nos	2		
4	Supply of additional 5 numbers of Ergonomic laboratory chair, designed for infectious laboratory areas: - adjustable height to suit different users, seat range approximately 400- 490 mm - adjustable-angle back rest (no arm rest) - caster wheels - all metal parts chrome plated - disinfect able with alcohol-containing disinfectants	Nos.	5		
FINAL TOTAL AMOUNT					

Schedule No.	III
Name of Site	IRL Kolkata

S.No.	Description of work	Unit of Measurement	Quantity (number/lot/job) approx.	Unit Price (inclusive of all applicable taxes)	Total Price (inclusive of all applicable taxes)
HVAC					
1	Thermal Insulation for Ducting	Sqft	760		
2	Ducting	Sqft	760		
3	HEPA Filter (H14) with containment HEPA Housing with Test elbow port and pressure gauge for supply	Nos.	1		
4	supply and exhaust diffusers with dampers	Nos.	12		
5	Leak proof and isolation dampers	Nos.	6		
6	Volume control dampers	Nos.	2		
7	Fire Dampers	Nos.	2		
8	Magnehelic Gauge	Nos.	3		
9	HEPA filter with BIBO Indigenous with Test elbow port and pressure gauge for exhaust	Nos.	1		
10	AHU and Ventilation units	set	2		
11	AHU Filters (G4, F7)	set	2		
12	AHU Fan/Blower	Nos.	2		
13	Motor (Including Spares) 1. 1 No. for supply and exhaust each 2. 1 No. for spare supply and exhaust each	Nos.	4		
14	Compatible cooling coil and heating element	Set	1		
15	HVAC Control Valves	Set	1		
16	VFD	Nos.	2		
17	Condensing Unit including standby unit	Nos.	3		
18	BSC ducting with exhaust blower (Damper, Pipe, other ducting accessories material and foundation work for exhaust blower)	Job	4		
19	MS structural shed for AHU with concrete cemented Foundation	Job	1		
Electrical Panel, AHU Control Panel, Electrical Cabling & accessories					
1	LT Switch Gears(ACB, MCCB, MCB, ELCB, RCCB, Contactors, SFUs)	Set	1		
2	Fuse	Set	1		
3	Protection Relays	Nos.	6		
4	Selector Switches	Nos.	10		
5	Indication Lamps(LED Type)	Nos.	10		
6	Electric Multifunction Meter (Ammeters, Voltmeters, Load)	Set	1		
7	Load Managers	Set	1		
8	Current Transformers	Set	1		
9	Modular Switches, Socket outlets, Ceiling lights including wiring	Set	1		
10	PVC Conduits, Accessories	Running Meter	350		
11	Copper wires	Running Meter	350		
12	XLPE Insulated armored wire	Running Meter	30		
13	UPS- 3KVA 30 minutes backup	Nos.	1		
14	Distribution Board	Set	1		
15	Control Junction Box	Set	2		
16	Dedicated Earthing	Job	2		
17	Single phase preventor	Nos.	1		

S.No.	Description of work	Unit of Measurement	Quantity (number/lot/job) approx.	Unit Price (inclusive of all applicable taxes)	Total Price (inclusive of all applicable taxes)
Interiors					
1	Modular Material for Wall Panel including coving	Sqft	890		
2	Modular (PUFF panel) Flush Doors	Nos.	4		
3	Modular Material for Ceiling including coving	Sqft	446		
4	Epoxy Flooring	Sqft	446		
5	CCTV Camera system	Set	1		
6	Fire Alarm system with Fire extinguishers system with smoke Detectors, main panel	Set	1		
7	Emergency eye wash and Shower with plumbing works	Job	1		
8	Pass Box	Nos.	2		
9	Supply and Installation of 2 TR Split ACs with Accessories (2 TON) with changeover timer of 4 hours	Nos.	2		
10	Data Cable (CAT6 Cable connection point)	Job	1		
11	Door interlocking & access control system	Job	1		
12	Temperature sensor & display	Set	1		
13	Humidity sensor & display	Set	1		
14	Pressure sensor & display	Set	1		
15	Clean room monitor	Nos.	1		
16	EPABX Box & Telephone set, Co-axial wires & cables	Set	1		
17	Stainless steel grade 304 Laboratory Stools	Nos.	5		
18	Stainless steel grade 304 trolley -3 two tier open trolleys -1 closed trolley	Nos.	4		
19	Stainless steel grade 304 workbench 1.WB1:Work Bench1 (LxWxH)(7'x2'6"x2'6") 2.WB2:Work Bench2 (LxWxH)(5'x2'6"x2'6") 3.WB3:Work Bench3 (LxWxH)(5'x2'6"x2'6") 4. WB4:Workbench 4(LxWxH)(4'x2'6"x2'6")	Nos.	4		
20	Stainless steel grade 304 shoe racks	Nos.	1		
21	Wash Basin and plumbing works	Job	2		
22	Stainless steel grade 304 Garment Cubicles	Nos.	1		
23	Stainless steel grade 304 Coat hangers	set	1		
24	RTV Silicon Sealant	Job	1		
25	Performance testing and validation of TB containment facility including validation of 4 safety biosafety cabinet	Job	1		
A Existing and Extended TB containment Lab					
1	Dismantling and removal of existing installed items of interiors, epoxy flooring, AHU Shed, ducting, Heating Ventilation & Air Conditioning (HVAC) system & electrical systems as mentioned in the site specific additional work for IRL Kolkata and handed over to site	Job	1		

S.No.	Description of work	Unit of Measurement	Quantity (number/lot/job) approx.	Unit Price (inclusive of all applicable taxes)	Total Price (inclusive of all applicable taxes)
	<i>Note: Refer the site specific additional works sheet for details items of dismantling</i>				
2	Complete putty & whitewash of existing permanent wall of area 1354 sqft and ceiling of the area 446 sqft after complete dismantling of existing interior (puff panels of existing TB containment Facility).	Sqft	1800		
3	Uninstallation, packaging & shifting of equipment from the existing facility to the space identified by the site and reinstallation of shifted equipment inside the renovated laboratory: - four biosafety Cabinet, three refrigerated centrifuges and two MGIT 960 system along with UPS and external batteries to be shifted to safe location to be provided by site with appropriate bubble packaging & cardboard boxing.	Job	10		
4	Dismantling of existing four biosafety cabinet with external blower including ducting, and permanent closure of ducting opening at wall	Job	4		
5	Dismantling of existing wall between the TB containment lab and AHU control panel area of dimensions (19'6"x10'6"x6")	Sqm	19.3		
6	Supply of additional 5 numbers of Ergonomic laboratory chair, designed for infectious laboratory areas: - adjustable height to suit different users, seat range approximately 400-490 mm - adjustable-angle back rest (no arm rest) - caster wheels - all metal parts chrome plated - disinfect able with alcohol-containing disinfectants	Nos.	5		
B	Proposed UPS Area				
1	Permanent closure of the existing door(4'(W)x7'(H)) of the storeroom opening into the AHU Control panel area with permanent brick wall and	Cubic meter	0.6		
2	Tiling for the closed area of dimension (4'(W)x3'6"(H)) for	Sqm	1.33		
3	The existing door leading to the existing electrical panel area to be replaced with glass aluminum door with orientation as shown in the layout(3'x6'8")	Sqft	19.8		
4	Door closure for Glass Aluminium door with lock and key facility	Nos.	1		
5	Installation of Ceiling Lights, Fan with dedicated switch and socket	Nos.	5		
6	Gypsum false ceiling at a height of 9 feet above the floor level(7'x11')	Sqft	77		
C	Proposed Sample opening cum CBNAAT				
1	Demolishing and Removal of Existing Modular Panel of dimensions (10'6"	Sqm	10.44		

S.No.	Description of work	Unit of Measurement	Quantity (number/lot/job) approx.	Unit Price (inclusive of all applicable taxes)	Total Price (inclusive of all applicable taxes)
	(L)x10'6" (H)) in between AHU Control panel area and the Existing Autoclave				
2	Closure of the existing entrance to the discard Pass box and vertical Autoclave area with permanent brick wall (6'(W)x10'6"(H)x6")	Cubic meter	0.9		
3	covering of the wall with matching existing tiles of (6'(W)x10'6"(H)) for closure area	Sqm	5.94		
4	Demolishing of the cemented base upon which the old Electrical panel was placed (6'x6')	Sqm	3.34		
5	Reflooring of the demolished area and laying tiles matching the existing floor ((6'x6')	Sqm	3.34		
6	Creating Sample opening cum CBNAAT Room of dimensions (10'(L)x7'(W)) in the existing electrical Panel area by Installation of Glass Aluminium Partition of dimension (7'(W)x 9'(H)) on the entrance of the room and other panel of dimension (10'(W)x9'(H))on the side adjacent to the extended TB containment lab	Sqft	153		
7	supply & installation of sliding door made up of glass aluminium of dimension(7'(H)x 3'(W)) with proper lock and Key Facility	Sqft	21		
8	Installation of a new modular standalone hand washing sinks made of SS 304 with elbow or foot operated mechanism along with proper water supply and drainage lines (as per layout) - Wall hanging soap dispenser to be provided adjacent to wash basin unit. - Also Adjacent to the wash basin, a wall mounted tissue paper box with a mechanism to pull out tissue papers be provided	Job	1		
9	Supply and installation of Workbench of size (6'(L)x2'6'(W)x2'6"(H) and (3'(L)x2'x(W)x2'6"(H)) with Frame made up of SS 304, with nylon cushion/bushing for the legs, non-particle shredding material and shall be chemical resistant to allow chemical disinfection and with a Granite Top. It should be strong to hold the granite top as well as equipment placed on the workbench. It should be stable and vibration free. 1 Storage cabinet made up of SS 304 to be installed below the granite top of Workbench to store usable Lab Items	Nos.	2		
10	Dismantling of existing Biosafety cabinet of Esco make with external blower including ducting, and permanent closure of ducting opening at wall	Job	1		

S.No.	Description of work	Unit of Measurement	Quantity (number/lot/job) approx.	Unit Price (inclusive of all applicable taxes)	Total Price (inclusive of all applicable taxes)
11	Installation of Yorco make BSC with ducting and exhaust blower (Damper, Pipe, other ducting accessories material and foundation work for exhaust blower) Note: This BSC was dismantled from the existing Tb containment Lab	Job	1		
12	Reinstallation of the existing SPLIT AC in the proposed Sample opening and CBNAAT Room with proper drainage and placement of outdoor unit.	Job	1		
13	Gypsum false ceiling at an height of 9 feet above the floor level(7'x11')	Sqft	77		
14	supply and installation of 5 nos of ceiling lights, with dedicated switch	Nos.	5		
15	supply and installation of 12 nos. 5/15 Amp modular switch and socket	Nos.	12		
D	Existing Microbiologist Room				
1	Removal of Existing glass partition above the brick wall in Microbiologist Room and replacement with Permanent closure by brick and cement of dimension (17'(L)X2'6" (W)) at both the sides of the room	Cubic meter	1.9		
2	Painting the area of (17'(L)X2'6" (W)) at both the sides of the room	Sqft	88.4		
D	Existing Autoclave Room				
1	Supply and provision of one no. of 32 AMP MCB socket including necessary wiring for the reinstallation of vertical autoclave	Job	1		
E	For Proposed AHU Control Panel Room				
1	Creation of Proposed AHU control panel room with modular walls, doors and ceiling of dimensions (4'6" (W)x6' (L)) as indicated in the layout	Sqft	131.32		
2	Modular (PUFF panel) Flush Doors	Nos.	1		
3	supply and installation of ceiling lights of required capacity with dedicated switch and socket	Nos.	1		
4	Supply and installation of one exhaust fan with dedicated switch of required capacity	Nos.	1		
	FINAL TOTAL AMOUNT				

Schedule No.	IV
Name of Site	IRL Pune

S.No.	Description of work	Unit of Measurement	Quantity (number/lot/job) approx.	Unit Price (inclusive of all applicable taxes)	Total Price (inclusive of all applicable taxes)
HVAC					
1	Thermal Insulation for Ducting	Sqft	820		
2	Ducting	Sqft	820		
3	HEPA Filter(H14) with containment HEPA Housing with Test elbow port and pressure gauge for supply	Nos.	1		
4	supply and exhaust diffusers with dampers	Nos.	12		
5	Leak proof and isolation dampers	Nos.	6		
6	Volume control dampers	Nos.	2		
7	Fire Dampers	Nos.	2		
8	Magnehelic Gauge	Nos.	3		
9	HEPA filter with BIBO Indigenous with Test elbow port and pressure gauge for exhaust	Nos.	1		
10	AHU and Ventilation units	set	2		
11	AHU Filters (G4, F7)	set	2		
12	AHU Fan/Blower	Nos.	2		
13	Motor (Including Spares) 1. 1 No. for supply and exhaust each 2. 1 No. for spare supply and exhaust each	Nos.	4		
14	Compatible cooling coil and heating element	Set	1		
15	HVAC Control Valves	Set	1		
16	VFD	Nos.	2		
17	Condensing Unit including standby unit	Nos.	3		
18	BSC ducting with exhaust blower (Damper, Pipe, other ducting accessories material and foundation work for exhaust blower)	Job	2		
19	MS structural shed for AHU with concrete cemented Foundation	Job	1		
Electrical Panel, AHU Control Panel, Electrical Cabling & accessories					
1	LT Switch Gears (ACB, MCCB, MCB, ELCB, RCCB, Contactors, SFUs)	Set	1		
2	Fuse	Set	1		
3	Protection Relays	Nos.	6		
4	Selector Switches	Nos.	10		
5	Indication Lamps(LED Type)	Nos.	10		
6	Electric Multifunction Meter (Ammeters, Voltmeters, Load)	Set	1		
7	Load Managers	Set	1		
8	Current Transformers	Set	1		
9	Modular Switches, Socket outlets, Ceiling lights including wiring	Set	1		

10	PVC Conduits, Accessories	Running Meter	350		
11	Copper wires	Running Meter	350		
12	XLPE Insulated armoured wire	Running Meter	30		
13	UPS- 3KVA 30 minutes backup	Nos.	1		
14	Distribution Board	Set	1		
15	Control Junction Box	Set	2		
16	Dedicated Earthing	Job	2		
17	Single phase preventor	Nos.	1		
Interiors					
1	Modular Material for Wall Panel including coving	Sqft	1056		
2	Modular (PUFF panel) Flush Doors	Nos.	4		
3	Modular Material for Ceiling including coving	Sqft	401		
4	Epoxy Flooring	Sqft	401		
5	CCTV Camera system	Set	1		
6	Fire Alarm system with Fire extinguishers system with smoke Detectors , main panel	Set	1		
7	Emergency eye wash and Shower with plumbing works	Job	1		
8	Pass Box	Nos.	2		
9	Supply and Installation of 2 TR Split ACs with Accessories (2 TON) with changeover timer of 4 hours	Nos.	2		
10	Data Cable (CATFI Cable connection point)	Job	1		
11	Door interlocking & access control system	Job	1		
12	Temperature sensor & display	Set	1		
13	Humidity sensor & display	Set	1		
14	Pressure sensor & display	Set	1		
15	Clean room monitor	Nos.	1		
16	EPABX Box & Telephone set, Co-axial wires & cables	Set	1		
17	Stainless steel grade 304 Laboratory Stools	Nos.	5		
18	Stainless steel grade 304 trolley -3 two tier open trolleys -1 closed trolley	Nos.	4		
19	Stainless steel grade 304 workbench 1.WB1:Work Bench1 (LxWxH)(4'6"x2'x2'6") 2.WB2:Work Bench2 (LxWxH)(5'6"x2'6"x2'6") 3. WB3: Work Bench 3(LXWXH)(9'X2'6"X2'6")	Nos.	3		
20	Stainless steel grade 304 shoe racks	Nos.	1		
21	Wash Basin and plumbing works	Job	2		
22	Stainless steel grade 304 Garment Cubicles	Nos.	1		
23	Stainless steel grade 304 Coat hangers	set	1		
24	RTV Silicon Sealant	Job	1		
25	Performance testing and validation of TB containment facility including validation of 2 nos. of biosafety cabinet.	Job	1		
Site specific additional works (IRL Pune)					

A	For Existing BSL3 Room				
1	Dismantling and removal of existing installed items of interiors, epoxy flooring, AHU Shed, ducting, Heating Ventilation & Air Conditioning (HVAC) system & electrical systems as mentioned in the site-specific additional work for IRL Pune and handed over to site for safe and secure storage (planned outside open space on the terrace) <i>Note: Refer the site specific additional works sheet for details items of dismantling</i>	Job	1		
2	Complete putty & whitewash of existing permanent wall of area 1302 sqft and ceiling of the area 401 sqft after complete dismantling of existing interior (puff panels of existing TB BSL3 Facility).	Sqft	1703		
3	Uninstallation, packaging & shifting of equipment from the existing facility to the space identified by the site and reinstallation of shifted equipment inside the renovated laboratory: - three Biosafety Cabinet, two refrigerated centrifuges, one refrigerator, one microliter centrifuge, one universal oven and two MGIT 960 system along with UPS and external batteries to be shifted to safe location to be provided by site with appropriate bubble packaging & cardboard boxing.	Job	10		
4	Dismantling of existing three Biosafety cabinet with external blower including ducting, and permanent closure of ducting opening at wall	Job	3		
5	Permanent closure of existing door opening towards LPA corridor of dimensions (5'3" W X 1' D X 7'8" H) with brick & mortar.	Cubic meter	1.17		
6	Laying tiles matching the existing floor (5'3" W X 7'8" H)	Sqm	3.9		
7	Permanent closure of the holes in the wall created for exhaust ducting of size [2'6" L X 2'6" W] each with brick & mortar work.	Cubic meter	0.4		
8	Permanent closure of the hole created in the wall for pass box of size (2'6"x2'6") between TB Containment lab and LPA section with brick & mortar	Cubic meter	0.4		
9	Breaking of wall for creation of one door opening of size [3' L X 8' H] in the wall between existing TB containment lab and incubator room to enter to the change room from the corridor area.	Sqm	2.3		
10	Supply of additional 4 numbers of Ergonomic laboratory chair, designed for infectious laboratory areas: - adjustable height to suit different users, seat range approximately 400- 490 mm - adjustable-angle back rest (no arm rest) - caster wheels - all metal parts chrome plated - disinfect able with alcohol-containing disinfectants	Nos.	4		

11	Reinstallation of one BSC (Nuair make) in the existing BSL2 Lab including the ducting work Note: BSC ducting with exhaust blower (Damper, Pipe, other ducting accessories material and foundation work for exhaust blower)	Job	1		
12	Reinstallation of two numbers of split AC (removed from the existing TB containment Room) of capacity 1.5 Tons each into the conference room	Job	2		
13	provision of 20 feet copper piping including insulation and appropriate drainage pipes.	Rmeter	7		
14	Supply and provision of two numbers of 20/26 AMP MCB/ switch sockets including necessary wiring for the reinstallation of 1.5 TR Split ACs.	Nos	2		
B For LPA Facility					
1	Uninstallation, packaging & shifting of equipment from the existing facility to the space identified by the site and reinstallation of shifted equipment inside the renovated laboratory: - Two GTBLOT 48, two Twincubator, one - 20 Freezer, two Thermocycler, one Refrigerator, one Water Bath along with UPS and external batteries to be shifted to safe location to be provided by site with appropriate bubble packaging & cardboard boxing.	Job	6		
2	a) Dismantling and removal of existing glass aluminium partition, false ceiling, and doors of existing LPA sections. b) Removal of existing electrical switch sockets and ceiling lights and to be handed over to the site. c) Dismantling and removal of existing wash basin along with its plumbing inlet and outlet pipes.	Job	1		
Master Mix Room & Ante Room:					
1	Supply and installation of half brick wall partition with proper gasketing with placement as per layout for proposed Master mix room and its ante room	Cubic meter	2		
2	Vitrified tiling work of master mix room along with ante room	Sqm	28		
3	Supply and installation of glass wall partition with proper gasketing with placement as per layout for proposed Master mix room	Sqft	125		
4	Supply and installation of glass aluminium doors (2'6" wide and 6'8" height) with automatic door closure mechanism with lock & key system as indicated in the layout: • For entry into proposed Master Mix Room from its Ante Room • For entry into Ante Room of Master Mix Room from common corridor	Sqft	36		
5	Door closure for Glass Aluminium door with lock and key facility	Nos.	2		

6	Supply and installation of SS work bench with granite top of dimension 5' (L), 2'6" (W) and 2'6" (H) as indicated in the layout (WB4). There should be no shelf below it.	Nos.	1		
7	Reinstallation of existing AC in the same location of Master Mix preparation room.	Job	1		
8	Supply and installation of 6 nos. of 15/5 Amp electrical switch sockets and 2 nos. of ceiling lights along with required wiring work as per layout.	Nos.	8		
9	Supply and installation of DB with individual MCB for the switch socket for the master mix room 1. 6 Nos. 16 Amp MCB 2. 1 No. 63 Amp DB	Job	1		
10	Supply and Installation of stainless steel grade 304 shoe racks in the Ante room	Nos.	1		
11	Supply and Installation of stainless steel grade 304 storage cabinet in the Ante room	Nos.	1		
12	Supply and installation of two coat hangers (four hooks each) inside the Ante room of Master Mix room	set	1		
13	Gypsum false ceiling at an height of 8 feet above the floor level (9'8" L x 5'10" W)	Sqft	57		
14	Vinyl flooring of the area (9'8" L x 5'10" W), the welding between the corner posts and the rails shall be continuous single welding.	Sqm	5.3		
Amplification & Hybridization Room & Ante Room					
1	Supply and installation of half brick wall partition with proper gasketing with placement as per layout for proposed Hybridization and Amplification room measuring	Cubic meter	1.4		
2	Vitrified tiling work of Amplification and Hybridization room along with ante room	Sqm	28		
3	Supply and installation of glass aluminium wall partition with proper gasketing with placement as per layout for proposed Hybridization and Amplification room	Sqft	56		
4	Supply and installation of glass aluminium doors (2'6" wide and 6'8" height) with automatic door closure mechanism with lock & key system as indicated in the layout: • For entry into proposed HYB & AMP from its Ante Room • For entry into Ante Room of HYB & AMP room from common corridor	Sqft	36		
5	Door closure for Glass Aluminium door with lock and key facility	Nos.	2		
6	Supply and installation of three numbers of SS work bench with granite top of dimension 10' (L), 2'6" (W) and 2'6" (H), 6'6" (L), 2'6" (W) and 2'6" (H) & 4'6" (L), 2'6" (W) and 2'6" (H) as indicated in the layout (WB5, WB6 & WB7).	Nos.	3		
7	Reinstallation of existing AC in the same location same location of HYB & AMP room	Job	1		

8	Supply and installation of 13 nos. 15/5 Amp electrical switch sockets and 8 nos. ceiling lights along with required wiring work as per layout.	Nos.	21		
9	Supply and installation of DB with individual MCB for the switch socket for the amplification and Hybridization room 1. 12 Nos. 16 Amp MCB 2. 1 No. 63 Amp DB	Job	1		
10	Supply and Installation of stainless steel grade 304 shoe racks in the Ante room	Nos.	1		
11	Supply and Installation of stainless steel grade 304 storage cabinet in the Ante room	Nos.	1		
12	Supply and installation of two coat hangers (four hooks each) inside the Ante room of HYB & AMP room	Set	1		
13	Supply and installation of one stainless steel handsfree wash basin inside the existing Amplification & Hybridization (AMP & HYB) room along with necessary inlet and drainage provisions	Job	1		
14	Gypsum false ceiling at an height of 8 feet above the floor level (12' L x 10'4" W)	Sqft	121		
15	Vinyl flooring of the area (12' L x 10'4" W),the welding between the corner posts and the rails shall be continuous single welding.	Sqm	11.3		
	FINAL TOTAL AMOUNT				

FINANCIAL PROPOSAL- STANDARD FORMS

Form FIN-4 Cost of Annual Maintenance Services (AMC)

(To be submitted for each quoted Schedule with Price bid only)

Bidders shall submit AMC cost for the three years after completion of warranty period of 2 years.

Description	Name of Lab / Site	Total Cost (inclusive of all applicable taxes (i.e. GST)
3rd Year Price		_____
4th Year Price		
5th Year Price		
TOTAL AMC PRICE		

Note: AMC costs and Price list of all necessary spare parts of 3rd Year Price, 4th Year Price, 5th Year Price are not considered for the financial evaluation of bids.

ANNEXURE-A

FORM FIN-4 – Price list of all necessary spare parts that may be required and should be valid during entire duration of annual maintenance services after completion of two years comprehensive warranty period.

Sr. No.	Name of Spare Part	Unit Price (exclusive of GST)
1	LT / AHU Control Panel	
a	Fuse	
	16 A	
	32 A	
	63 A	
b	Relay /5 amp	
c	Contactor -3 pole/100 Amp	
d	Phase preventer 3 phase	
e	Indication Lamp	
f	ON/OFF Push button	
g	Selector switch 3 Position 100A 600V	
h	Variable Frequency Drive	
	3 HP rating	
	5 HP rating	
i	MCB	
	16 A	
	32 A	
	63 A	
	100 A	
j	4-Pole Isolator (Main incomer)	
	63 A	
	100 A	
k	Switchgear	
	TPN MCCB - 32 A	
	TPN MCCB - 63 A	
	4 P MCB - 32 A	
	4 P MCB - 63 A	
l	Time Delay Relay (TDR)	
2	Air Handling Unit	
a	Bearing	
b	Fan Belt	
c	Pulley	
d	AHU Blower	
	1000 CFM	
	1500 CFM	
	2000 CFM	

Sr. No.	Name of Spare Part	Unit Price (exclusive of GST)
e	AHU Motor (Single Phase)	
	1 HP (2800 rpm)	
	3 HP (2800 rpm)	
	5 HP (2800 rpm)	
f	AHU Motor (Three Phase)	
	1 HP (2800 rpm)	
	3 HP (2800 rpm)	
	5 HP (2800 rpm)	
3	Exhaust Blower	
a	Bearing	
b	Fan Belt	
c	Pulley	
d	Blower	
	2000 CFM	
	2500 CFM	
	3000 CFM	
	3500 CFM	
e	Motor (Single Phase)	
	1 HP (2800 rpm)	
	1.5 HP (2800 rpm)	
	3 HP (2800 rpm)	
	5 HP (2800 rpm)	
f	Motor(Three Phase)	
	1 HP (2800 rpm)	
	1.5 HP (2800 rpm)	
	3 HP (2800 rpm)	
	5 HP (2800 rpm)	
4	Condensing Unit	
a	Compressor	
	5.5 TR	
	8.5 TR	
	11 TR	
s	Refrigerant Gas Charging (Including Pressure test/Leak Test/LN2 Flushing	
c	Contactator -3 pole/100 Amp	
d	Relay/5 amp	
e	Phase preventer (3 Phase)	
f	HP switch	
g	LP Switch	
H	Condenser Fan Blower	
i	Condenser fan motor	
	0.5 HP	
	1 HP	
	3 HP	

Sr. No.	Name of Spare Part	Unit Price (exclusive of GST)
J	Dryer Filter assembly	
k	Suction & Discharge valve	
7	Sensors & Controls	
	Magnehelic Gauge (-50 to +50 Pa range)	
	Room Pressure Sensor	
	Pressure Transmitter	
	Room Temperature Sensor	
	Temperature Transmitter	
	Room Humidity Sensor	
	Humidity Transmitter	
8	Electrical Installations	
a	Light Fixtures - Complete assembly	
b	Light Fixture Choke	
	1 x 18 W	
	2 x 36 W	
c	Light CFL/Lamps	
	18 W	
	36 W	
d	5 A Socket	
e	5/15 A Sockets	
f	5 A Switches	
g	15 A Switches	
h	16 A MCB	
i	32 A MCB	
j	32 A DP MCB	
k	63 A 4P MCB	
9	Fire Alarm System	
a	Smoke Detector	
b	Fire Alarm Panel	
c	Response Indicator	
d	Manual Call Point	
10	Access Control System	
a	Door Electromagnet	
b	Door release Push Button	
c	12 V / 24 V SMPS	
d	Controller	
e	Card reader	
f	Biometric reader/Numerical keypad	
14	Split AC	
a	Compressor	
	1.0 TR	
	1.5 TR	
	2.0 TR	

Sr. No.	Name of Spare Part	Unit Price (exclusive of GST)
b	Condenser fan/blower for upto 2.0 TR unit	
c	Condenser blower motor for upto 2.0 TR	
	Unit	
d	Evaporator blower for upto 2.0 TR unit	
e	Evaporator blower motor for upto 2.0 TR	
	Unit	
f	Refrigerant Gas Charging (Including Pressure test/Leak Test/LN2	
	Flushing	
g	Remote Control Circuit including	
	remote control	
h	Electronic Voltage Stabilizer with	
	TDR	
	4 KVA	
i	MCB	
	16 A	
	32 A	
15	UV System	
	UV Lamp/light (2ft)	
	Timer switch for UV	
16	Pass box	
	Door Interlock magnet	
	Control Unit	
	UV lamp (1.5ft)	
	Silicon Sealant	
	Florescent Tube - U type (36 Watt)	
	Wires	
N.	Any other items	

Chapter IV

SCHEDULE OF REQUIREMENT, TECHNICAL SPECIFICATIONS AND DRAWINGS/ LAYOUTS OF LABORATORIES AND REQUIRED WORKS

A. SCHEDULE OF REQUIREMENT

Schedule No.	Brief Scope of Works and List of Sites
	Renovation, Construction, Testing, Commissioning and Validation of TB Containment Laboratory and associated works with two years of Comprehensive warranty period on 'Turnkey Basis' in compliance with <i>National Tuberculosis Elimination Program(NTEP)</i>, <i>Central TB Division(CTD)</i>, <i>Govt. of India(GoI)</i>, and the cost of maintenance of laboratories for the period of 3 years after warranty period at following sites:
I	State TB Training & Demonstration Centre, Medical College Campus, Moti Katra Road, Agra 282 002
II	Intermediate Reference Laboratory, Guwahati Medical College, 1st Floor Srimanta Sankardeva University of Health Sciences (Campus), N.K. Hill – Top, Guwahati 781 032
III	State TB Training & Demonstration Centre, 2nd floor B.C Roy Polio Clinic for Crippled Children, Badan ray Lane Belegghata, Kolkata 700010, West Bengal
IV	State TB Demonstration & Training Centre, Aundh Chest and General Hospital, Aundh Camp, Pune- 411 027, Maharashtra

B. Schedule for Completion and Handover of Works:

Within 180 days of issuance of Notification of Award (NOA) for each quoted Schedules.

C. Detailed address of sites:

Sr. No.	Address	Focal Person (Site)	Tel / Mobile	Email	Alternate Person (Site)	Mobile	Email
1	State TB Training & Demonstration Centre Medical College Campus Moti Katra Road, Agra 282 002	Dr. Avijit K. Awasthi	9415473955	irlupagr@rmtcp.org	Dr M. Mittal	9411410829	irlupagr@rmtcp.org
2	Intermediate Reference Laboratory Guwahati Medical College 1st Floor, Srimanta Sankardeva University of Health Sciences (Campus), N.K. Hill – Top Guwahati 781 032	Dr Bandana Choudhury	9864051081	irlasgwh@rmtcp.org	Ms Victoria	7002184581	irlasgwh@rmtcp.org
3	State TB Training & Demonstration Centre 2nd floor B.C Roy Polio Clinic for Crippled Children Badan ray Lane Belegghata Kolkata 700010 West Bengal	Dr. Soma Saha (Microbiologist In charge, IRL Kolkata),	8617623683	irlwbcal@rmtcp.org somaghatk87@gmail.com	Dr. Indranath Roy (Microbiologist , IRL Kolkata)	9432429925	irlwbcal@rmtcp.org
4	State TB Demonstration & Training Centre Aundh Chest and General Hospital, Aundh Camp Pune-411 027, Maharashtra	Ms Vaishali Jadhav, EQA Microbiologist	75881 95502	stdcmh2@rmtcp.org			-

D. SCOPE OF WORK, TECHNICAL SPECIFICATIONS AND DRAWINGS/ LAYOUTS OF LABORATORIES

TECHNICAL SPECIFICATIONS FOR RENOVATION, CONSTRUCTION, TESTING, COMMISSIONING AND VALIDATION OF TB CONTAINMENT LABORATORY

SCOPE OF WORK:

The Scope of work involves 'Renovation, Construction, Testing, Commissioning and Validation of TB Containment Laboratory & associated works in compliance with National Tuberculosis Elimination Programme (NTEP), Central TB Division(CTD), Govt of India(GoI).

The scope of work shall include design, complete renovation, construction, and establishment of TB Containment facility including minor civil works, electrical works, public health engineering works etc. complete in all respect. All the fixed equipment and systems like pass box, HVAC system and its components (including A/C plant, air handling, exhaust systems, filters, controls etc.), laboratory workstations, uninterrupted power supply system, door interlocks, access control system, fire detection & alarm, system, surveillance systems CCTV with remotely placed monitor control, fire extinguishers and any other equipment/systems essentially required to meet the intent and purpose of setting up of TB Containment laboratory shall be provided and included in the scope of works. Items/equipment like scientific laboratory instruments, bio safety cabinets, autoclaves, and other equipment such as freezers, refrigerator, incubators, centrifuges etc. will be available at/ procured by the site. Architectural layout of the lab will be provided (including of the TB Containment Lab and placement of equipment and power load requirement)- see Annexure 1

The scope of works shall also include:

- d) Dismantling and removal of existing installed items of interiors, epoxy flooring, ducting, Heating Ventilation & Air Conditioning (HVAC) system & electrical systems and handed over to site.
- e) Uninstallation, packaging & shifting of equipment from the existing facility to the space identified by the site and reinstallation of shifted equipment inside the renovated laboratory.
- f) Power required for the TB Containment Laboratory shall be tapped from the AHU panels (through its expansion and laying of required power cabling) . All necessary arrangements like extension of existing feeder/bus bars, laying of power cables etc. for tapping of required power shall be made by the contractor. Supply should be three phase and with proper earthing and required capacity of 440V for AHU Unit for TB Containment lab.

Extension of existing water supply lines up to the TB Containment Lab to meet its water supply requirements.

The following shall be provided to the Vendor by the institution/site:

- 4. Three phase power supply with earthing and required capacity of 440V for A.H.U unit for TB containment lab at the AHU Panel
- 5. Alternative Backup- Diesel generator set of 120 -150 KVA capacity.
- 6. Water supply line and drainage nearby the site.

PRE-REQUISITES for the Site to comply

- 1. **Power required for the TB Containment Laboratory** shall be tapped from the existing feeder lines (through its expansion and laying of required power cabling) or panels. Supply should be three phase and with proper earthing and required capacity of 440V for AHU Unit for TB Containment lab. Adequate provision for power back up in the form connection to a green source for energy back up or Diesel Generator Set of about 120-150 KVA capacity (to be re-calculated based on requirement at time of procurement/assessment) is a must to keep lab functional all time.
- 2. **Water supply to the TB Containment Laboratory** shall be provided through the existing Water distribution network in campus.
- 3. **Strength of existing building structure-** Space identified for TB lab should be strong enough to withstand local climate/ environmental hazard. The institute will require to take care of seepage issues in the building if extensive (minor issues can be taken care by vendor)

CRITICAL CONSIDERATIONS TO BE FOLLOWED IN DESIGN:

The proposed TB Containment Laboratory shall be renovated and constructed in accordance with CDC, WHO and RNTCP and other international guidelines as minimum (see later in document reference materials used). Some of the minimum essential critical considerations for construction of the proposed TB Containment Laboratory shall be as under:

1. Restricted and controlled access shall be provided for entry into the laboratory.
2. The HVAC systems shall be provided to maintain the desired inside conditions in terms of temperatures, humidity conditions, air filtration requirements. Unidirectional airflow to be achieved by appropriate negative differential pressures and a minimum of 6-12 Air changes per hour to be achieved. Air from the laboratories, shall be exhausted only after appropriate filtration (HEPA filters) as per guidelines/standards. Redundant exhaust systems shall be provided for Tb Containment lab room. Leak proof dampers with provision to prevent backflow of air shall be provided in supply and exhaust air systems of laboratory rooms for isolation of rooms/zones.
3. Interiors of the TB Containment Lab- The internal building finishes shall be monolithic, impervious, non-particle shredding, chemical resistant to phenol, hypochlorite, etc. cleaning and suitable to withstand chemical use during decontamination /fumigation. Modular false ceiling panels should be made for Clean Room application. **Flooring** inside the TB Containment lab shall be of self-levelling industrial epoxy and cleanroom compatible.
4. The door interlocks, exhaust blower of BSCs, shall be provided with online, un-interrupted power supply system with minimum 30 minutes power backup.
5. Safety measures for fire and electricity shall be provided
6. Emergency shower, Eyewash station facility will be provided to address emergency spill situations. Emergency Exit door with panic latch door from the TB Containment Laboratory shall be provided

GENERAL CONSTRUCTION

The drawings shall be submitted by the contractor for review and approval by the client/ Consultant. However, some of the critical elements of the building and features are highlighted here under:

- a) **Building Planning Concept:**
The proposed TB Containment laboratory building shall be constructed on primary and secondary containment barrier system concept.
- b) **The Primary Barriers:**
Bio-safety cabinets (Class-IIA2) with thimble or canopy ducting, pass box, etc. shall constitute the primary containment barrier and shall be placed suitably to contain the contamination.
- c) **The Secondary Barriers:**
The laboratory building, air management and control system shall provide the secondary barrier system. Sustained directional airflow from "lesser contaminated area" towards "potentially higher contaminated areas" shall be achieved through differential pressure in areas/zones.
- d) **Building Construction and Finishing:**
The internal building finishing shall provide impervious and monolithic construction and all materials used for internal construction and finishing shall be non-particle shredding type and chemical resistant. Joints like wall to wall, wall to floor and ceiling to wall shall be provided with covings for easy cleaning. All joints and penetrations in the building shall be sealed with silicon sealant. The drainage and effluent piping system from the TB Containment Lab areas shall be of chemical resistant materials.

DETAILED SPECIFICATIONS

1. **Restricted and controlled access** shall be provided for entry into the laboratory.
 - Access control system with push button manual bypass switch for exits of the facility should be provided. 20 numbers of card to be provided to each lab.
2. **HEATING VENTILATION & AIR-CONDITIONING (HVAC) SYSTEM:**
 - i. The entire laboratory shall be air-conditioned. The HVAC systems shall be provided to maintain the desired inside conditions in terms of temperatures, humidity conditions, air filtration requirements, room/zone pressure requirements and air change rate.
 - ii. **Housing/Casing of AHU unit:** Air Handling Units shall be of sectionalized constructions with an under frame of extruded heavy aluminium profiles. The under frame shall be mechanically strong and shall take double skinned insulated panels. The powder coated panels shall consist of 0.8 mm galvanized iron outer skin and 0.63 mm galvanized iron inner skin with 23 mm thick injected PUF insulation in between two panels. The AHUs shall be with true thermal break. There should not be any projections

- inside the AHUs and the covings has to flush with the side panels. Airtight access panel with suitable neoprene gaskets shall be provided in the fan section, coil and filter section. Similar gaskets should be used at all other joints of the AHU and its ducting. Units meant for indoor locations shall be specially designed to meet the arduous and corrosive atmosphere.
- iii. Platform for AHU: In places where firm, even and concrete surface not available, the same will have to be constructed (masonry work) for the entire surface area which will be enclosed within AHU shed.
 - iv. There would be independent supply and exhaust system with unidirectional inward airflow and 100% exhaust.
 - v. **Supply Unit:**
 - a. Air Conditioning Plant: The Air-Conditioning plant (of suitable capacity based on requirements of the lab's AHU) shall be with Direct Extension (DX system). The condenser unit shall have multiple compressors such that at least one compressor shall be as standby. The AHU shall comprise of Cooling Coil Section with 8 row deep DX coil, necessary component, 18-gauge SS 304 drain pan with 13 mm thick closed cell self-sticking polyethylene insulation, having slope at one side, drain connection from other side. Inlet and outlet coil nipples shall be sealed against unit casing by means of neoprene gaskets. Alternately, the cold air from the existing Central Air-Conditioning plant may be taken.
 - b. The laboratory rooms will be supplied with pre-conditioned (heating, cooling) fresh air by a mechanical ventilation system. Temperature inside the lab shall be maintained at $22^{\circ}\text{C} \pm 2$.
 - c. The air will be cooled and then reheated with an electric duct coil to maintain required space conditions. This is required to maintain proper humidity conditions in the lab and humidity level should be maintained at $60 \pm 10\%$. To heat the air in the winter, an electrical heater unit (of adequate capacity) would be planned. This heater will be the same heater that will function as dehumidifier unit in summer.
 - d. Design of Supply air system: One variable speed supply fan of Gebhardt/ Krugger/ Nicotra or equivalent reputed OEM (Original Equipment Manufacturer) should be installed. Fan is designed for the whole required supply air amount (100% Redundancy). The fan shall be backward (or forward) curved centrifugal double inlet multi blade with optimized selection for low noise and high efficiency. Fans shall be statically and dynamically balanced for vibration free operation. Fans shall be enclosed in galvanized steel scroll cases and shall be driven by a variable frequency drive (VFD). The VFD should be pre-set programme for five different varying fan speed with selector switch for user operation. Fan and motor assembly shall be mounted on vibration isolators eliminating the need for external vibration isolators. Provision shall be made for belt tensioning. Motor should be of required capacity of Crompton Greaves/ Siemens/ ABB or equivalent of reputed OEM make. The fan should not exceed noise level of 75 db (A) from 1 m distance. A spare motor shall be provided in case of any burn out/breakdown for immediate repair/replacement. 5 spare fan belts shall also be provided which can be used for replacement in case of wear/tear.
 - e. Volume Control Dampers: The distribution of air is planned via air inlets in the laboratory rooms. To control the air volume flow variable volume boxes in the supply air ducts are planned (at mouth of supply, after blower and after fine filter). The housing for these dampers (in fact all) will be of extruded aluminium, Low Leakage Aerofoil design. A constant volume mechanical control damper valve will be installed which will also be easily accessible for corrective purposes. The supply air needs to be constant to maintain the proper air change rate.
 - f. A wire mesh screen to prevent entry of rodents/birds/insects, etc. will be placed in front of the damper at the mouth of supply.
 - g. Filters:
 - o There will be three sets of filters- coarse filters at mouth of supply and fine filter after blower motor of supply unit and HEPA filter housing in the supply ducting at a distance of about 500mm from fine filter unit.
 - o Coarse filter will be in outside fresh air pre-filter section and will be G4 washable filter (50 mm deep) class having average arrestance of 85-98% for 10 microns size as per EN779 2002, after damper at mouth of supply (as mentioned in volume control damper).
 - o Fine filters will be F7 filter (300 mm deep) Average Efficiency 85-95% for 1-micron size as per EN 779 2002 standards and placed after coarse filter before air goes into DX system.
 - o The HEPA filter plenums (Containment Housing) shall be made in SS 304 (14 gauge) with airtight and leak proof construction. The HEPA filter plenums shall be provided Isolation dampers at Inlet and Outlet and shall have provisions and facility to carry out on site HEPA filter scanning, testing and validation, magnehelic pressure gauge to monitor pressure drop across the HEPA filter, fumigation ports to allow IN-SITU decontamination of HEPA filters

and Bag-In-Bag-Out facility for change/replacement of filters. The quantity of HEPA filter should be provided on the basis of supply air room volume, length of duct.

- h. Ducting: Ventilation ducting shall be made out of minimum 24-gauge GI sheet, all the ventilation ducting shall be leak proof and with thermal insulation (the colour of insulation material will not be black). This insulation is made of aluminium foil nitrile rubber (19mm) or glass wool (50mm) thick. The GI duct should be fabricated as per SMACNA standards. To prevent air leakage, all the lateral joints and flanged joints of GI ducting should be sealed using silicone sealant.
- i. Ducting design will be submitted by the vendor along with details of bends, dimensions of the duct at various places from AHU to the TB Containment Lab, number of inlets/outlets planned, etc. which would be suitable from the lab being upgraded. It will have to be consulted with lab design expert and the lab i/c and approved before construction is carried out.

vi. **Exhaust System**

- a. Design of Exhaust Air System: One variable speed exhaust fan of Gebhardt/ Krugger/ Nicotra or equivalent reputed OEM (Original Equipment Manufacturer) should be installed. The fan shall be backward (or forward) curved centrifugal double inlet multi blade with optimized selection for low noise and high efficiency. Fans shall be statically and dynamically balanced for vibration free operation. Fans shall be enclosed in galvanized steel scroll cases and shall be driven by a variable frequency drive (VFD). The VFD should be programmed in such a way that the required negative pressure will be maintained irrespective of switching ON/OFF of the Biosafety cabinet and its exhaust system. Fan and motor assembly shall be mounted on vibration isolators eliminating the need for external vibration isolators. Provision shall be made for belt tensioning. Motor should be of required capacity of Crompton Greaves/ Siemens/ ABB or equivalent of reputed OEM make. The fan should not exceed noise level of 75 db(A) from 1 m distance. A spare motor shall be provided in case of any burn out/breakdown for immediate repair/replacement which can be done by local engineer. 5 spare fan belts shall also be provided which can be replaced by local engineer in case of wear/tear.
- b. Exhaust Air System will be designed such that it ensures directional air flow by differential pressure gradient across different rooms and maintains minimum 6-12-fold air change per hour in the lab area (including separate exhaust ducting for BSCs installed).
- c. Ducting: Exhaust ducting (like supply) shall be made out of minimum 24-gauge GI sheet. The GI duct should be fabricated as per SMACNA standards. To prevent air leakage, all the lateral joints and flanged joints of GI ducting should be sealed using silicone sealant. All the ventilation ducting shall be leak proof and with thermal insulation (the colour of insulation material will not be black). This insulation is made of aluminium foil nitrile rubber of thickness 13 mm or glass wool of thickness 25mm.
- d. Air Filtration: The exhaust air filter handling systems shall be provided with HEPA Filters such that it protects the maintenance staff from acquiring any infections while handling/replacing the filters - Bag in Bag out system (BIBO). It is essential that the maintenance person wears PPE while doing so. The HEPA filters will be located prior to exhaust unit at a place which is easily accessible and has adequate space for BIBO to function effectively. The HEPA filter housed in BIBO should have efficiency of H13 or H14 tested as per EN1822 at MPPS (Maximum Penetrating Particle Size). The HEPA filter plenums (Containment Housing) shall be made in SS 304 (14 gauge) with airtight and leak proof construction. The HEPA filter plenums shall be provided Isolation dampers at Inlet and Outlet and shall have provisions and facility to carry out on site HEPA filter scanning, testing and validation, magnehelic pressure gauge to monitor pressure drop across the HEPA filter, fumigation ports to allow IN-SITU decontamination of HEPA filters and Bag-In-Bag-Out facility for change/replacement of filters. HEPA Filters of 99.99% efficiency would be used in all exhaust. All the HEPA filters should have 0.3µm filtration.
- e. Supply Air system to be electrically interlocked (fans, dampers, electrical) with exhaust air system, to prevent sustained positive pressurization.

- vii. **Appropriate negative differential pressures** (for e.g. the negative pressure room where bio safety cabinets are placed shall be -12.5 Pa (-0.05" WG) relative to the anteroom, anteroom shall be -12.5 Pa (-0.05" WG) relative to change room if planned, and the change room shall be -12.5Pa (-0.05" WG) relative to the outside atmospheric pressure. Manual differential pressure gauges shall be placed outside Change Room, Ante room and main lab. Pressure balancing system to maintain room/zone pressures within specified set limits shall be provided which should be done through manual control. Magnehelic gauges used will be of DYWER/ WAREE/ WIKA or equivalent reputed OEM (Range -50

to 0 to +50 Pascals) with supporting SS Hardware with Top plate & suitable Box SS 304 including tubing & suitable fitting & accessories in wall panel.

- viii. **Fire Dampers for supply and exhaust air:** As a safety feature, fire dampers shall be provided in both supply as well as exhaust duct. In supply system it will be in between variable damper and inlet (but at an accessible point from outside). In the exhaust system it will be located in exhaust ducting coming out of the building and prior to BIBO assembly at an accessible point from outside. These dampers are curtain type made of SS interlocking blades with fusible link which melts at 74°C
- ix. **Leak proof dampers** with provision to prevent backflow of air shall be provided in supply unit (after blower motor and before volume control damper) and in exhaust unit (in between blower motor and volume control damper). It is made of SS blades with neoprene gasket
- x. **AHU SHED:** It will be required at sites where AHU is installed on roof/ outside the lab building. AHU shed with provision for fencing, door with lock-key arrangement.
 - d. Framework vertically made of M S Square Pipe frame: 2 Inches X 2 Inches, 16 Gauge
 - e. M S Fencing with wire mesh: ½ inch X ½ inch
 - f. Supporting Structure M S Angle: 50 X 5 mm
 - g. GI pre-coated corrugated profile roof sheet: 0.5 mm thick duly supported with J Hook.
 - h. 10 SWG with provision of door with lock and key

AHU Shed with fencing should be duly enamel painted and with anti-rust coating from both sides. The height covered shall be at least 8 feet. There should be no gap between roof sheet and wire mesh, if any angle creates gap, it should be covered with iron bars and wire mesh in between.

3. Electricals:

- i. The electrical power requirement (power matrix) for the TB Containment laboratory should be calculated and provided by the lab.
- ii. Supply should be three phase supply with proper earthing and required 440 V capacity to support the functioning of AHU Unit.
- iii. **Earthing:** Two separate dedicated earthing circuit to be carried out by the vendor for TB C&DST Lab and HVAC system. Earthing should be done as per standard for the heavy machinery equipment and the value of earthing should be less than 5 ohm and the voltage between E-N should be less than 1 V.
- iv. All the required electrical panels, cabling, switchgears, surge and spike protection system and arrangements, etc. for the purpose of energizing the TB Containment Laboratory facility shall be carried out by the contractor.
- v. All the electrical fittings and fixtures in the laboratories areas on the walls shall be sealed (all conduits, outlets shall be sealed with silicon sealant), leak proof and capable to withstand chemical exposures during fumigation.
- vi. Lighting should be on ceiling and surface mounted, LED of reputable manufacturer, suitable capacity (~18W) and arranged as per the layout provided. Light fixtures inside shall be with gasket or otherwise sealed with silicon. The lighting of the total area should be at 400-450 Lux.
- vii. The electrical power distribution scheme shall be provided to provide back-up power supply to the critical components and equipment through a UPS (to prevent any disruption of work) and through Diesel power generator set for the entire lab.
- viii. Every workbench should have at least one socket which received electrical input through UPS of TB Containment lab. Extractor fans of BSC' ducting should also receive electrical input through this online UPS of the TB Containment Lab.
- ix. Power sockets with lid (15-20 in each room) should be provided for equipment (as per the layout provided). Modular type, power sockets with lid of 5A/15A are to be provided at various locations on the wall as per discretion and strategic arrangements /provisions for lab equipment. The Sockets meant for UPS should be screen printed as (UPS) for ease of operation and identification marked wires and cables used shall be copper wire of standard make (ISI Marked) and manufacturer. Electrical Switches and Sockets shall be sealed type suitable for laboratory fumigation (IP55 or better).
- x. **AHU Control panel:**
 - o Cabling from the panel to individual AHUs and control wiring will be in the scope of HVAC contractor. However, cabling up to the electrical panel will be provided by site. Termination will be done by HVAC contractor. In case of power failure, the alternate

power through Main Diesel Generator Set of the Hospital Supply to be used. The Panel is to be design accordingly.

- Housing of the AHU panel shall be GI 16-gauge powder coated, with cable inlet and outlet going through grommet and with earthing connection arrangement.
 - Single-phase protector in the AHU control Panel
 - Multi-function meter displaying voltage, load and power factor for electricity supply to AHU panel should be present.
 - LED indicator for ON/OFF will be provided for RBY phase, AHU supply, AHU exhaust, Standby exhaust, Condensation unit, Heating Coil of Supply Unit
 - DOL Starter Switch to be provided for AHU exhaust, AHU Supply and Condensation Unit (in the order)
 - All electrical equipment used should be high quality of reputed manufacturers like VFD may be Allen Bradley, Siemens make or equivalent, MCCB may be of Havells, Legrant, Anchor, Siemens, L&T or equivalent, wiring of Havells, Polycab or equivalent make, etc.
 - Control panel should show simple instructions for starting the AHU
 - Diagrams of electric circuit should be displayed on the backside of door of panel.
 - Control panel should have its lock and key (for controlled access)
 - SOP for lab condition for operating VFD with selector switch for manual operation of AHU
- xi. MCCB panel suggesting supply and safety mechanism for different sections of the lab should be provided at adequate place near AHU control panel.

4. **Fire Safety:** Fire detection and alarm system (FDA System) and fire extinguishers of Type ABC (4kg) **inert gas system** shall be provided at strategic locations (TB Containment Room, Ante Room and outside at entrance of TB Containment Lab and near control panel, near AHU and should overall comply with fire safety guidelines). Training will be provided for its operation.

5. Emergency Preparedness:

- a. One emergency shower and one eye wash station for each site shall be provided at strategic location in compliance with ANSI / ISEA Z358.1. The water supply for emergency shower shall be sufficient to supply at least 3 GPM for 10 minutes. Shower shall be hands free and stay open valve type. The water supply for eye wash shall be sufficient to supply 0.4 GPM (1.5 litres) for 10 minutes in low velocity flow.
- b. Emergency Exit door with panic latch door from the TB Containment Laboratory shall be provided wherever mentioned for personnel exit in case of an emergency and can also be used for equipment placement inside lab. Door should be equipped with hooter/audible alarm every time it is opened.
- c. 3 KVA UNINTERRUPTED POWER SUPPLY SYSTEM (UPS): A central online 3 KVA UPS console shall be provided to cater to the extreme essential power requirement of the laboratory. All critical components like lights, Door Interlocks, exhaust blowers of BSCs, Fire alarm sensor, CCTV camera & monitoring shall be provided with uninterrupted power supply for 30 minutes.
- d. Fire and electrical safety: Fire detection and alarm system (FDA System) and fire extinguishers of Type ABC (4kg) **inert gas system** shall be provided at strategic locations (TB Containment Room, Ante Room and outside at entrance of TB Containment Lab and near control panel, near AHU and should overall comply with fire safety guidelines). Training will be provided for its operation.

6. Interiors of the TB Containment Lab:

- i. Modular walls: The internal building finishes shall be monolithic, impervious, non-particle shredding, chemical resistant especially to Hypochlorite cleaning and suitable to withstand chemical use during decontamination/ fumigation. Modular wall should be made for Clean Room application, pre-engineered 60 mm thick PUF panels with GPSP Sheets with PUF insulation of minimum 38-40 kg/m³. Both surfaces should be 0.8 mm thick GPSP sheet and has to be installed along the outer walls, partitions and false ceiling to create an impervious shell which is fully sealed. The panels on either side will be coated with Epoxy painted. These panels must have good aesthetic appeal as well and have to be easily maintainable. The height of wall shall be minimum 9 feet (to accommodate BSC with its thimble and damper).
- ii. Modular false ceiling: The internal building finishes shall be monolithic, impervious, non-particle shredding, chemical resistant especially to Hypochlorite cleaning and suitable to withstand

chemical use during decontamination/ fumigation. Modular false ceiling panels should be made for Clean Room application, pre-engineered 60 mm thick PUF panels with GPSP Sheets with PUF insulation of minimum 38-40 kg/m³. Both surfaces should be 0.8 mm thick GPSP sheet and has to be installed along the ceiling, to create an impervious shell which is fully sealed. The panels on inner side will be coated with Epoxy painted and powder coated on outer side. These panels must have good aesthetic appeal as well and have to be easily maintainable. The construction of false ceiling shall be strong to allow 1 person weighing 50-60 kg to easily walk/crawl above it for necessary work. Service window will be provided for access above false ceiling preferably outside TB containment lab.

- iii. Flooring shall be of 5 mm (3 mm + 2mm) of self-levelling industrial epoxy including screed compound for adhesion, 3 mm semisolid cladding of epoxy will be applied over a uniform cemented flooring and 2 mm semi-liquid epoxy over 3 mm hardened surface with bubble free perfect smooth finishing completed in three steps: Cementing (Uniform Flooring), Hardening (3 mm epoxy) and smoothening (2mm epoxy). Epoxy used for this application will be self-levelling and clean room compatible. Flooring outside the TB Containment facility where required for aesthetic purpose will be covered with vinyl flooring.
- iv. Doors:
 - i. Flush Door finishes shall be 45mm thick with chemical resistant, anti-fungal and anti-bacterial properties. 1.2mm thick GPSP sheet suitable to fix on 60 mm thick wall panel with provisions for double glazing glass for all door and hardware like push plates and handle on both side, lock and key, etc. PUF Panels will be with GPSP Sheets, epoxy painted on both sides and PUF insulation of minimum 38-40 kg/m³. Concealed hardware for fixing of door frames, TS-71 door closure, SS hinges, SS Door handle, SS ball bearing butt hinges, concealed tower bolt for the double door, both sides lock and key arrangement. Suitable neoprene "Y seal" type gaskets may be used between the door jam and door stop.
 - ii. Door interlocking systems shall be complete with controller module, push button stations with LED indication, electromagnetic locks. To take care of malfunctioning of interlocking, alternative electrical switch to manually open the doors should be provided.
 - iii. Vision Glass for doors shall be fixed type vacuumised and insulated type with 6 mm toughened glass and shall be installed for natural lightening flushed with surfaces of the door. Fixed flush to both faces of the door / wall panels to provide ease of cleaning and maintenance. No crevices / joints / sloped profiles are used for fixing the glass. This will avoid particle contamination and dust accumulation.
- v. Covings: Extruded aluminium anodized R75 clip-on type (Male & Female connectors) covings for entire wall to floor, wall to wall & wall to ceiling joints. Extruded aluminium double cove integrated with top track of the partition panels. Corner internal & external cove joining pieces in aluminium anodized finish. Having similar construction and finish as the walls and properly sealed with silicon sealant with wall & ceiling. Covings used in construction shall include Wall to Wall Coving -R-75, Wall to Ceiling Coving-R-75, 90°Corner, 3-D Corner, 2-D Corner
- vi. All penetrations through walls, ceiling & floors will be sealed using a suitable caulking. Caulking shall be applied around pipes and conduit. The interior of electrical and cable conduit shall also be caulked.
- vii. **Pass Box:** Pass Box (Static type) shall be provided at strategic / required locations for transfer of samples, chemicals and materials to and from the Laboratories (as indicated in the design submitted). In case of two pass box, one will be to receive the sample within and second will be for sample discard to autoclave room or for disinfected waste collection. It shall be made of SS 304, with inbuilt UVGI system, with interlocking in such a way that both doors cannot be opened simultaneously, panel mounted, with buzzer to indicate open status for any door, fixed at a height of 750 mm from floor in sandwich panel, with dimension of 610 mm (L) X 610 MM (W) X 610 MM (D), with load bearing capacity of 40 Kg, door make-Single door in each side, with glass and air tight gasket, with door latch for one door (door opening outside), with handle of superior quality, with viewing glass made of polycarbonate or 10 mm thick tempered glass, hinges made of SS304, with one LED lamp inside pass box, chemical resistant especially to Hypochlorite solution, alcohol, etc., flange to seal pass-box and sandwich panel, with indicating lamps in both sides to show status. Manual ON/OFF switch for both Fluorescent & UV lamp on both side of the Pass box. A SOP must be developed for pass-box decontamination.

7. Furniture inside the lab:

- a. **Laboratory workstations** (numbers as per the Lab design)- Frame shall be made up of SS 304, with nylon cushion/bushing for the legs, non-particle shredding material and shall be chemical resistant to

allow chemical disinfection. It should be strong to hold the granite top/workbench as well as equipment places on the workbench. It should be stable and vibration free. There shall be no drawers or safe in the workstation and shall have arrangement for placing the UPS below the work bench.

- b. **Garment Storage Cabinet-** One garment storage cabinet that can be locked shall be provided in the Change room/Ante Room. It shall be of SS 304 with two compartments and shelves for storage of clean items of suitably large dimension to fit in the Ante/ Change Room (size to be consulted with site i/c)
- c. **Coat hangers** 8-10 individual hangers made of SS304, in group of 4-5 each, will be provided to hang gowns/ aprons in Ante Room and change room (in consultation with site i/c)
- d. **Shoe rack** (one)- It should be made of SS 304 with 5 shelves, open type and wide enough to hold two pairs of shoes in each shelf and shall be able to fit in available space as per design.
- e. **Wash Basin** (numbers as per the Lab design): Modular standalone hand washing sinks made of SS 304 with elbow or foot operated mechanism shall be provided as per design inside lab and in change or ante room. Wall hanging soap dispenser to be provided along with each wash basin unit. A Tissue paper rack with a mechanism to pull out tissue papers, will be provided near the wash basin to dry hands. Water lines that penetrate the TB Containment space shall be equipped with back-flow prevention devices. Outlet pipes should be made of PVC with closure outside lab made of SS plate.
- f. **Laboratory Stools** (five): Laboratory grade hydraulic SS 304 stools with back support, footrest, rotating type with castor wheels at the base, shall be provided by contractor.
- g. **Trolleys:** Two tier trolleys made of SS 304, size 2'x1'6" with side walls to prevent fall of items from sides and wheels at bottom for smooth movement, shall be provided. **Plus**, one similar trolley will be provided for each BSC. One of the trolleys for transportation of material from lab to the Autoclave room shall be provided with a lid to prevent direct exposure of material to outside.

8. **Monitoring Mechanism:** Monitoring of crucial parameters will be made available in the lab for the following:
- a. Visual digital display of Room Pressure, Relative humidity, and temperature (clean room monitor) in the TB Containment Lab
 - b. Differential pressure through Magnehelic gauges in Anteroom, Change Room (where available) and outside TB Containment Lab
 - c. In the Control Panel- Multi-function meter displaying voltage, load and power factor for electricity supply to AHU panel and LED indicator for ON/OFF will be provided for RBY phase, AHU supply, AHU exhaust, Standby exhaust, Condensation unit, Heating Coil of Supply Unit
 - d. CCTV footage from the various sections in the Microbiologist's room
 - e. Hooter/alarm when the emergency exit door is opened as well as when fire detection system is activated in incidence of fire.

9. **Connectivity:**

- c. LAN wiring for internet access inside the lab with sockets to be provided at strategic locations (near work benches) in TB Containment Room.
- d. A suitable EPABX System shall be provided for the laboratory. Telephone instrument (5 quantities) with line will be kept in Microbiologist room, Staff room and TB containment room and any other place as suggested by Site i/c. Telephone with speaker for hands free operation will be provided inside TB Containment Room.

10. **SPECIALIZED LABORATORY SUPPORT EQUIPMENTS AND SYSTEMS**

- d. **Split AC for MGIT:** Two wall mounted split air conditioners (of suitable tonnage according to the area of the TB Containment Lab) should be installed near to MGIT. These will be inverter ACs (minimum three star) of Hitachi/ Bluestar/ Carrier/ Lloyd/ Godrej or equivalent OEM with suitable voltage stabilizer. The outdoor unit will be suitably placed outside the lab with easy access and adequate protection from theft. Drainage pipe of ACs will be adequately long and connected into the drainage system of the institute. Both the Split ACs should relate to alternator (Timer Control cut-off and start) for changeover every 4 hours between them so that load is distributed between both the ACs. These will be used at the end of the day when main HVAC system is not operating to provide ambient temperature for MGIT.
- e. **Biological Safety Cabinets:** Biological Safety Cabinets (BSC) will be installed, commissioned, and validated inside the TB Containment Lab at the required location as per the plan. BSCs should be placed away from doors, air supply vents or other things which may disrupt the cabinet airflow. The Biological Safety cabinets that are being procured shall be Class II A2 type. Lab upgradation agency shall coordinate/liaise with BSC manufacturer for installation, ducting, commissioning, and calibration of BSC if under warranty or newly supplied (else it shall be done by vendor). The exhaust

from the Biological Safety cabinets shall be thimble connected and individually ducted out to the environment. The external extraction fan installed at the end of the ducting should exceed the volumetric flow rate of each BSC by 30–50%, and should be controllable, provided with easily accessible dampers and connected to an uninterrupted power supply. The air from the BSC should be ducted with ventilation pipes that have a diameter exceed 20 cm

- f. **CCTV Monitoring Devices:** Camera to continuously monitor the activities inside and outside the TB Containment Lab by providing Central CCTV Monitor. Six Camera unit should be installed (one/two outside the TB Containment lab covering the entry and corridor area, one in ante room /Change Room and two inside TB Containment Room and one covering AHU Area). Supply, installation, testing and commissioning of the following shall be done:

- Color Camera 1/3" CCD, IR type, dome shaped, 480 TV lines resolution which work in low light.
- 6 Channel standalone / Network version DVR Make: DAHUA /equivalent reputed OEM
- Hard Disk with 1 TB (TERA byte) Capacity -Make -Seagate or equivalent reputed OEM
- 6 Channel Power Supply of reputed Make
- Supply Laying of Co-axial Cable with necessary Accessories
- Wall mounted monitor (at least 32-inch LED) located in Microbiologist room or as suggested by site i/c.

11. Civil works and Plumbing:

- a. Ensure water proofing of the roof (if required) is done prior to carrying out the work. Levelling of the floor where required will be carried out the vendor. Civil works to create new door arrangement/ closure of exiting openings, sealing of the existing windows, etc. will be carried out by the vendor.
- b. Drain: All the liquid drain coming out from the laboratory shall be connected to a single drain with back flow prevention, which would be further connected to existing local ETP plant in the campus if available. All drains shall be equipped with "p traps". Penetrations made in walls and floors must be properly sealed.
- c. Water connections for the emergency shower and eye wash and wash basins to be appropriate provided.
- d. Ensure that pipes and connections are leak proof to avoid flooding behind modular walls.

12. Labelling to be done as per following details:

- a. Biohazard label should be placed outside the laboratory.
- b. Labels for all switches (to be provided) including in the MCCB panels, LT Panel and AHU Control panel
- c. Labelling of the TB Containment Lab and Ante Room/ Change room including Emergency exist.
- d. TB Containment laboratory layout should be provided at the entrance of Lab

13. Final performance and capacity testing and validation: All the certification and validation parameters for TB Containment Lab must be done in accordance in with NIH certification requirement. BSCs will be validated and calibrated as per NSF 49and EN 12469 standards.

- e) There will be periodic mid-term assessment of the project (after plumbing, electrical works, ducting and AHU installation, construction of interiors and dry run) by identified technical people and Site i/c to assess the timely and proper execution of the project.
- f) After completion of the construction and installations, the entire laboratory facility, all the equipment, systems and services shall be validated by the contractor under supervision of a committee of the consultants / client or lab i/c as follows:
 - iii. For Bio Safety Cabinet:
 - Validation of BSC: Particle count test, PAO (Filter Integrity test for pre-filters, filters ULPA filter/ HEPA filters), Air in-flow velocity and down-flow velocity test as per NSF 49and EN 12469 standards with devices traceable to National/International Standards, UV and Fluorescent light intensity
 - iv. For TB Containment Lab- The installation as a whole shall be balanced, tested and validated upon completion, and all relevant information, including the following shall be submitted to the Institution
 - Pressure in each room/zone as per the design, differential pressure readings including across filters.
 - Air inflow velocity and outflow velocity test across all inlets and outlets to measure/derive air change rate per hour (minimum 6-12 ACH) and as per design
 - Smoke pattern test for directional airflow should be performed during validation including for Pass box.

- Temperature shall be maintained at 22°C±2 and humidity level should be maintained at 60±10%
 - HEPA Filter (in BIBO) integrity test based on PAO test and manufacturer's certifications
 - Electrical current readings, in amperes on full load work, average running, and on starting, Testing of power cabling, earthing, AHU control panel, MCCB panel and LT panels
 - Containment room -the walls, floors, ceilings, penetrations, and other containment barrier features have adequate integrity
 - Operational performance testing for
 - HVAC including Blower motors in the Supply, exhaust including emergency, extractor of BSC ducting and condensation unit
 - Ducting for any potential leakages and insulation breakage
 - Dampers including variable control, leak proof and fire control (only verification)
 - Magnehelic Gauges
 - Temperature control sensors; pressures control sensors,
 - Pass boxes
 - Split ACs
 - Fire Detection system
 - EPABX System
 - Access Control System
 - CCTV System
 - UPS Back up system
 - Emergency Shower and eye wash station
 - Interlocking of supply blower motor and exhaust blower motor
- g) Prior to validation, the contractor shall prepare and submit a detailed 'Validation Document' for approval.
- i. The Validation Document shall provide the detailed procedure for validation, parameters for validation, validation schemes and formats for recording the validation details.
 - ii. The contractor shall arrange to do a mandatory third-party validation
 - iii. The contractor shall arrange for all the instruments, tools, manpower etc. required for the validation. The validation results shall be recorded and documented and shared with the site and hiring/funding agency.
- h) The above validation tests shall be performed Annually during the warranty as well as maintenance period for TB Containment lab.

In addition to the above validation tests, preventive maintenance servicing of all installations, operational performance testing as listed above shall be carried out on a yearly basis during the maintenance as well as defects liability period for TB Containment lab.

Maintenance Services: After the completion of defect liability and warranty period of two years, it will be appropriate to have a longer-term maintenance of the upgraded lab for a period of at least three years through the same agency who upgraded the lab. Apart from annual validation and preventive maintenance servicing as described above, it should include attending breakdown maintenance calls as and when required, repair/replacement of compressors, refrigerant gas charging of condensing units, besides replacement of spares required (due to wear and tear) at pre-fixed rates.

SCOPE OF SERVICES (For warranty services of TB containment laboratories)

- a) Annual preventive maintenance and validation of TB containment Lab needs to be performed during warranty period or defect liability Period, as per WHO/International standards.
- b) Report after each visit needs to be provided to lab as well as procurement agency /FIND team as per the activities performed including the traceability of the standards used at the time of validation.
- c) PM/Validation schedule should be in sync with previous PM and validation date of TB containment lab.
- d) During preventive maintenance visit, service provider should carry out initial inspection of TB containment Lab as per manufacturer's protocol and submit report for the services carried out.
- e) Agency should attend unlimited break down calls during warranty period or defect liability period and replace/repair the spare parts as per the need.
- f) Service Engineer should be designated for calls at each Lab

15. Training of personnel: Institution personnel to be trained over 2 days for:

- a. Operation of HVAC Plant and all other equipment and systems.
- b. Adjustments of settings for controls and protective devices
- c. Servicing and Preventive maintenance
- d. Emergency response training.

16. Guidelines & Standards for reference:

- a. *Bio safety in Microbiological and Biomedical Laboratories, 5th edition, 2007 (CDC/NIH BMBSL)*. This guideline recommends minimum facility and operational requirements for laboratories working with biological hazards. Primary Containment for Biohazards: Selection, Installation and Use of Biological Safety Cabinets,
- b. Canadian Tuberculosis Standards 6th Edition
- c. American Society of Heating, Refrigeration and Air-Conditioning Engineers, Inc. *Laboratory Design Guide - 2001*
- d. NIH Design Policy and Guidelines, 2008
- e. American National Standards Institute (ANSI)
- f. NIH BSL 3 Certification requirement, 2006
- g. WHO TB Containment Lab Biosafety Manual, 2012

17. Submission of specialized systems and services layout schemes prior to initiation of the work:

Conceptual layout plans and schematic drawings of various specialized services and utilities showing tentative locations of equipment and furniture such as to be submitted before initiating work at site for approval to hiring agency and site i/c

- a. HVAC system (including Air filtration system Drawing of Supply AHU, Drawing of Exhaust AHU, Ducting drawing)
- b. Pressure control system including differential pressure zones.
- c. Fire Detection and Alarm system
- d. Air distribution System including ACH ((Heat load calculation & Design Data)
- e. Electrical distribution system (including Single Line Diagram with UPS system)
- f. Monitoring system including CCTV and three important parameter monitoring (pressure, temp and humidity)
- g. Water supply and drainage system
- h. AHU Control Panel System with VFD controls and SOP for lab condition for operating VFD with selector switch for manual operation of AHU
- i. Chart for defining the AHU fan and its speed for air quantity being delivered by supply and exhaust blower at different speed.
- j. Un-interrupted Power Supply system
- k. Specialized laboratory support equipment/ primary containment barriers such as
 - o Pass boxes.
 - o Entry exit protocols

18. Documents for final submission: The following documents are required to be submitted after Final assessment and validation of TB Containment Lab for verification and approval to hiring agency and to the lab within 15 days of completion of successful validation.

- a. The drawings and layout of each final commissioned TB Containment laboratory should be shared with site and hiring/funding agency (both in soft and hard copy) for verification.
- b. All Test Certificates / Maintenance manuals / As Built drawings / Spare Part List should be submitted to site and hiring/funding agency after validation within one week.
- c. Detailed document on Laboratory Validation Procedures and to include as per table;

Submission of validation documents as per followings.
Design Qualification
Installation Qualification
Performance Qualification
Operational Qualification
All Test Certificates / Maintenance manuals/ As Built drawings / Spare Part List.

Additional work requirement and some site-specific detail for TB containment lab renovation work

Please refer to lab layouts for clarity on below requirements:

Sr No	Name of Lab	Specific Work requirement																																																																																	
1	IRL Agra	1. Works to carry out Dismantling Activity in the Existing Facility																																																																																	
		1. TB Containment Lab																																																																																	
		a) Complete dismantling/Removal of existing interior (puff panels of existing TB Containment Lab), Pass boxes, Light Fixture Assembly, Eye wash and Emergency shower, Wash Basin, Shoe rack, Storage Rack and Split AC and hand over to the site in the room identified by site																																																																																	
		<table><tr><th>s.no</th><th>Items to be Removed and Handed over to the site</th><th>Make and Model</th><th>Quantity</th></tr><tr><td>1</td><td>Puff Paneling</td><td></td><td></td></tr><tr><td>i)</td><td>Wall Panel- (Quantity in Feet)</td><td>OEM</td><td>700 SQFT</td></tr><tr><td>ii)</td><td>Ceiling Panel- (Quantity in Feet)</td><td>OEM</td><td>350 SQFT</td></tr><tr><td>iii)</td><td>Puff Insulated Door</td><td>OEM</td><td>3 numbers</td></tr><tr><td>7</td><td>Epoxy Flooring</td><td>OEM</td><td>350 SQFT</td></tr><tr><td>2</td><td>Interiors</td><td></td><td></td></tr><tr><td>i)</td><td>Eye wash and shower</td><td>OEM</td><td>1 number</td></tr><tr><td>ii)</td><td>Wash Basin</td><td>OEM</td><td>1 number</td></tr><tr><td>iii)</td><td>Pass Box</td><td>OEM</td><td>2 numbers</td></tr><tr><td>iv)</td><td>Storage Rack</td><td>OEM</td><td>1 number</td></tr><tr><td>v)</td><td>Shoe Rack</td><td>OEM</td><td>1 number</td></tr><tr><td>vi)</td><td>Split AC (Indoor Unit and Outdoor both)</td><td>Lloyd</td><td>2 numbers</td></tr><tr><td>vii)</td><td>Work Bench</td><td>OEM</td><td>3 numbers</td></tr><tr><td>viii)</td><td>Lab Stools</td><td>OEM</td><td>5 numbers</td></tr><tr><td>ix)</td><td>CCTV Camera system</td><td>OEM</td><td>1 set</td></tr><tr><td>x)</td><td>EPBAX System</td><td>OEM</td><td>1 Set</td></tr><tr><td>xi)</td><td>Fire Alarm System</td><td>OEM</td><td>1 Set</td></tr><tr><td>xii)</td><td>Access Control System</td><td>OEM</td><td>1 Set</td></tr><tr><td>xiii)</td><td>Magnehelic gauge</td><td>OEM</td><td>1 number</td></tr></table>		s.no	Items to be Removed and Handed over to the site	Make and Model	Quantity	1	Puff Paneling			i)	Wall Panel- (Quantity in Feet)	OEM	700 SQFT	ii)	Ceiling Panel- (Quantity in Feet)	OEM	350 SQFT	iii)	Puff Insulated Door	OEM	3 numbers	7	Epoxy Flooring	OEM	350 SQFT	2	Interiors			i)	Eye wash and shower	OEM	1 number	ii)	Wash Basin	OEM	1 number	iii)	Pass Box	OEM	2 numbers	iv)	Storage Rack	OEM	1 number	v)	Shoe Rack	OEM	1 number	vi)	Split AC (Indoor Unit and Outdoor both)	Lloyd	2 numbers	vii)	Work Bench	OEM	3 numbers	viii)	Lab Stools	OEM	5 numbers	ix)	CCTV Camera system	OEM	1 set	x)	EPBAX System	OEM	1 Set	xi)	Fire Alarm System	OEM	1 Set	xii)	Access Control System	OEM	1 Set	xiii)	Magnehelic gauge	OEM	1 number
		s.no	Items to be Removed and Handed over to the site	Make and Model	Quantity																																																																														
		1	Puff Paneling																																																																																
		i)	Wall Panel- (Quantity in Feet)	OEM	700 SQFT																																																																														
		ii)	Ceiling Panel- (Quantity in Feet)	OEM	350 SQFT																																																																														
		iii)	Puff Insulated Door	OEM	3 numbers																																																																														
		7	Epoxy Flooring	OEM	350 SQFT																																																																														
		2	Interiors																																																																																
		i)	Eye wash and shower	OEM	1 number																																																																														
		ii)	Wash Basin	OEM	1 number																																																																														
		iii)	Pass Box	OEM	2 numbers																																																																														
		iv)	Storage Rack	OEM	1 number																																																																														
		v)	Shoe Rack	OEM	1 number																																																																														
		vi)	Split AC (Indoor Unit and Outdoor both)	Lloyd	2 numbers																																																																														
		vii)	Work Bench	OEM	3 numbers																																																																														
		viii)	Lab Stools	OEM	5 numbers																																																																														
		ix)	CCTV Camera system	OEM	1 set																																																																														
		x)	EPBAX System	OEM	1 Set																																																																														
		xi)	Fire Alarm System	OEM	1 Set																																																																														
		xii)	Access Control System	OEM	1 Set																																																																														
		xiii)	Magnehelic gauge	OEM	1 number																																																																														
		b) Uninstallation of existing three Biosafety Cabinet (BSC) with external blower including ducting, and permanent closure of ducting opening at wall																																																																																	
		2. AHU and HVAC Unit																																																																																	
		a) Dismantling and removal of existing list of the items of air handling unit (AHU)/ heating, ventilation & air conditioning (HVAC) system and interiors of TB containment Lab as mentioned below and handed over to site for safe and secure storage identified by site																																																																																	
<table><tr><th>s.no</th><th>Items to be Removed and Handed over to the site</th><th>Make and Model</th><th>Quantity</th></tr><tr><td>1</td><td>Supply Air Handling Unit (AHU)</td><td></td><td></td></tr><tr><td>i)</td><td>Blower</td><td>OEM</td><td>1 Number</td></tr><tr><td>ii)</td><td>Motor</td><td>OEM</td><td>1 Number</td></tr></table>		s.no	Items to be Removed and Handed over to the site	Make and Model	Quantity	1	Supply Air Handling Unit (AHU)			i)	Blower	OEM	1 Number	ii)	Motor	OEM	1 Number																																																																		
s.no	Items to be Removed and Handed over to the site	Make and Model	Quantity																																																																																
1	Supply Air Handling Unit (AHU)																																																																																		
i)	Blower	OEM	1 Number																																																																																
ii)	Motor	OEM	1 Number																																																																																

iii)	Cooling Coil	8 row cooling coil 2 circuit	1 number
iv)	Pre-Filter	OEM	1 set
v)	Fine filter	OEM	1 set
vi)	HEPA Filter	OEM	1 set
2	Exhaust Air Handling Unit		
i)	Blower	OEM	1 Number
ii)	Motor	OEM	1 Number
3	Condensing Unit		
i)	Compressor	Carrier 8.5 Ton	2 numbers
4	AHU Shed	Local Made	1 set
5	AHU Control Panel including Wiring	OEM	1 set
6	GI Ducting: Existing GI ducting (Quantity in sqft), Total quantity of	OEM	800 SQFT
7	Dampers (Existing dampers available needs to be mentioned)	OEM	6 numbers

2. Civil, Plumbing and Electrical works to carry out Re/New Installation works of TB containment lab

- a) Complete putty & whitewash of existing permanent wall of area 950 sqft and ceiling of the area 400 Sqft
 - b) Re-Installation of the removed two numbers of split AC of capacity 2 Tons from Existing TB Containment Lab to room identified by Site including Piping, insulation, appropriate drainage pipes and Electrical works including Supply and provision of two numbers of 32 AMP MCB socket including necessary wiring
 - c) Shifting and Placement of all UPS along with batteries from inside the TB containment Lab to the corridor outside and needs to be placed outside in the corridor with connection to the dedicated switch and socket inside the lab. Necessary wiring to be done to connect the switch and socket inside TB Containment Lab to the UPS kept outside in the corridor (with proper suitable racks). Switch and sockets to be provided for UPS Connection for below mentioned Equipment
 - i) Biosafety Cabinet -3 Nos.
 - ii) Refrigerated Centrifuge- 3 Nos.
 - iii) MGIT 960- 2 Nos.
 - iv) UPS Backup for TB containment Lab: 1 No.
 - d) Supply of additional 5 numbers of Ergonomic laboratory chair, designed for infectious laboratory areas:
 - adjustable height to suit different users, seat range approximately 400–490 mm
 - adjustable-angle back rest (no arm rest)
 - caster wheels
 - all metal parts chrome plated
 - disinfect able with alcohol-containing disinfectants
- Re/New Installation

	<div>3. AHU and HVAC Unit</div> <div>a) As there has been noted issues of Monkey menace on site, therefore Agency to put Aluminium cladding over the Entire length of ducting in the supply and Exhaust Ducting for Protection</div> <div>4. Equipment shifting and Re-installation</div> <div>1. All Equipment (Details mentioned below) inside the TB containment Laboratory to be removed with all its accessories and place them in a safe and secure temporary space provided by Site</div> <div>2. Re-Installation of the Equipment (Details mentioned below) along with all accessories inside the TB containment Laboratory after the Interior work of TB containment Lab is completed</div> <table><tr><th>Equipment Description</th><th>Make</th><th>Model</th><th>Serial Number</th></tr><tr><td>Refrigerated Centrifuge</td><td>Hettich</td><td>ROTINA 380R</td><td>0001276-01-00</td></tr><tr><td>Refrigerated Centrifuge</td><td>Hettich</td><td>ROTINA 380R</td><td>0001996-03-00</td></tr><tr><td>Refrigerated Centrifuge</td><td>THERMO</td><td>SORVALL LEGEND X1R</td><td>41687121</td></tr><tr><td>Biosafety cabinet Class II A2</td><td>Baker's</td><td>SG403A</td><td>100089</td></tr><tr><td>Biosafety cabinet Class II A2</td><td>Baker's</td><td>SG403A</td><td>100093</td></tr><tr><td>Biosafety cabinet class II A2</td><td>ESCO Biotech India Pvt.Ltd.</td><td>AC2-4S8</td><td>2014-92333</td></tr><tr><td>MGIT 960 System</td><td>BD</td><td>MGIT 960</td><td>MG3385</td></tr><tr><td>MGIT 960 System</td><td>BD</td><td>MGIT 960</td><td>MG-4142</td></tr><tr><td>Refrigerator</td><td>Godrej.</td><td>NA</td><td>NA</td></tr></table>	Equipment Description	Make	Model	Serial Number	Refrigerated Centrifuge	Hettich	ROTINA 380R	0001276-01-00	Refrigerated Centrifuge	Hettich	ROTINA 380R	0001996-03-00	Refrigerated Centrifuge	THERMO	SORVALL LEGEND X1R	41687121	Biosafety cabinet Class II A2	Baker's	SG403A	100089	Biosafety cabinet Class II A2	Baker's	SG403A	100093	Biosafety cabinet class II A2	ESCO Biotech India Pvt.Ltd.	AC2-4S8	2014-92333	MGIT 960 System	BD	MGIT 960	MG3385	MGIT 960 System	BD	MGIT 960	MG-4142	Refrigerator	Godrej.	NA	NA
Equipment Description	Make	Model	Serial Number																																						
Refrigerated Centrifuge	Hettich	ROTINA 380R	0001276-01-00																																						
Refrigerated Centrifuge	Hettich	ROTINA 380R	0001996-03-00																																						
Refrigerated Centrifuge	THERMO	SORVALL LEGEND X1R	41687121																																						
Biosafety cabinet Class II A2	Baker's	SG403A	100089																																						
Biosafety cabinet Class II A2	Baker's	SG403A	100093																																						
Biosafety cabinet class II A2	ESCO Biotech India Pvt.Ltd.	AC2-4S8	2014-92333																																						
MGIT 960 System	BD	MGIT 960	MG3385																																						
MGIT 960 System	BD	MGIT 960	MG-4142																																						
Refrigerator	Godrej.	NA	NA																																						
2	<div>IRL Guwahati</div> <div>1. Existing BSL 3 (before renovation work):</div> <div>a. Dismantle of interior of existing lab.</div> <table><tr><th>S.NO</th><th>Items to be Removed and Handed over to the site</th><th>Make and Model</th><th>Quantity</th></tr><tr><td>1</td><td>Puff paneling</td><td></td><td></td></tr><tr><td>i)</td><td>Wall Panel- (Quantity in Feet)</td><td>OEM</td><td>400 SQFT</td></tr><tr><td>ii)</td><td>Ceiling Panel- (Quantity in Feet)</td><td>OEM</td><td>540 SQFT</td></tr><tr><td>iii)</td><td>Puff Insulated Door</td><td>OEM</td><td>4 numbers</td></tr><tr><td>2</td><td>AHU Control Panel including Wiring</td><td>Microflow.in power control</td><td>1 set</td></tr><tr><td>3</td><td>UPS (3KVS, 30 mins Backup) for TB Containment LAB Backup</td><td>Not Available</td><td>NA</td></tr><tr><td>4</td><td>GI Ducting: Existing GI ducting (Quantity in Rfeet), Total quantity of</td><td>OEM</td><td>1000 SQFT</td></tr><tr><td>5</td><td>Dampers (Existing dampers available needs to be mentioned)</td><td>OEM</td><td>3 numbers</td></tr></table>	S.NO	Items to be Removed and Handed over to the site	Make and Model	Quantity	1	Puff paneling			i)	Wall Panel- (Quantity in Feet)	OEM	400 SQFT	ii)	Ceiling Panel- (Quantity in Feet)	OEM	540 SQFT	iii)	Puff Insulated Door	OEM	4 numbers	2	AHU Control Panel including Wiring	Microflow.in power control	1 set	3	UPS (3KVS, 30 mins Backup) for TB Containment LAB Backup	Not Available	NA	4	GI Ducting: Existing GI ducting (Quantity in Rfeet), Total quantity of	OEM	1000 SQFT	5	Dampers (Existing dampers available needs to be mentioned)	OEM	3 numbers				
S.NO	Items to be Removed and Handed over to the site	Make and Model	Quantity																																						
1	Puff paneling																																								
i)	Wall Panel- (Quantity in Feet)	OEM	400 SQFT																																						
ii)	Ceiling Panel- (Quantity in Feet)	OEM	540 SQFT																																						
iii)	Puff Insulated Door	OEM	4 numbers																																						
2	AHU Control Panel including Wiring	Microflow.in power control	1 set																																						
3	UPS (3KVS, 30 mins Backup) for TB Containment LAB Backup	Not Available	NA																																						
4	GI Ducting: Existing GI ducting (Quantity in Rfeet), Total quantity of	OEM	1000 SQFT																																						
5	Dampers (Existing dampers available needs to be mentioned)	OEM	3 numbers																																						

6	Interiors		
i)	Eye wash and shower	OEM	1 number
ii)	Wash Basin	OEM	1 number
iii)	Pass Box	No brand	2 number
iv)	Storage Rack	OEM	1 number
v)	Shoe Rack	OEM	1 number
vi)	Split AC (Indoor Unit and Outdoor both)	Godrej and Samsung	2 numbers
vii)	Work Bench	OEM	4 numbers
viii)	Lab Stools	OEM	5 numbers
ix)	CCTV Camera system	I Safe	1 set
x)	EPBAX System	OEM	1 number
xi)	Fire Alarm System	Zicom	1 number
xii)	Access Control System	OEM	1 Set
Xiii)	Magnehelic gauge	OEM	3 numbers

ii. Dismantle of Air Handling Unit.

S.NO	Items to be Removed and Handed over to the site	Make and Model	Quantity
1	Supply Air Handling Unit (AHU)		
i)	Blower	No brand	1 number
ii)	Motor	Kriloskar Primo 3 phase	1 number
iii)	Cooling Coil	8 row cooling coil 2 circuit	1 no
iv)	Pre-Filter	OEM	1 set
v)	Fine filter	OEM	1 set
vi)	HEPA Filter	OEM	1 set
2	Exhaust Air Handling Unit		
i)	Blower	No brand	2 numbers
ii)	Motor	Kriloskar Primo 3 phase 1(3HP/2.2KW) and 1(3HP/2.2KW)	2 numbers
3	Condensing Unit		
i)	Compressor	Carrier 5.5 Ton	2 numbers
4	AHU Shed	Local Made	1 set

iii. Securing the uninstalled equipment and accessories in the room identified for storage with appropriate safety packing such as using bubble wrap and wooden box etc.

- i. Uninstallation of 2units of split AC of capacity 1.5 Tons with its parts such as copper line, electrical points from the BSL 3 room.
- ii. Uninstallation of 3 units of Biosafety Cabinet with its ducting.
- iii. Uninstallation of 3 units of Refrigerated centrifuge and its accessories.
- iv. Uninstallation of 2 units of Microliter centrifuge and its accessories.
- v. Uninstallation of 2 units of MGIT 960 system and its accessories.

- vi. Uninstallation of 1 units of Hot air oven/universal oven and its accessories.

Sl. No	Equipment Name	Shifting From (Location) to Renovated Extension Facility
1	Biosafety Cabinet ClassII A2	BSLIII to Washing section
2	Biosafety Cabinet ClassII A2	BSLIII to Washing section
3	Biosafety Cabinet ClassII A2	BSLIII to Sterilisation room
4	Microliter Centrifuge	BSLIII to Washing section
5	Microliter Centrifuge	BSLIII to Washing section
6	Refrigerated centrifuge	BSLIII to Washing section
7	Refrigerated centrifuge	BSLIII to Washing section
8	Refrigerated centrifuge	BSLIII to Washing section

2. Identified area for Extension of TB Containment lab (before renovation work):

- Clearing the identified space and its existing furniture, RCC racks and its walls, this is located between washing room and BSL III.
- Dismantle the RCC rack throughout the area for proposed extended area.
- Putty and whitewash for entire walls and ceiling

3. Identified area for Extension of TB Containment lab (during renovation work):

a. During renovation:

- Reinstallation of two numbers of 2 TR Split AC from existing TB containment lab to new location decided by site including Piping, insulation, appropriate drainage pipes and electrical works
- Supply and provision of two no. of 32 AMP MCB socket including necessary wiring for the reinstallation of 2 TR Split AC.
- Existing ducting space on the walls to be closed.
- Supply of additional 5 numbers of Ergonomic laboratory chair, designed for infectious laboratory areas:
 - adjustable height to suit different users, seat range approximately 400–490 mm
 - adjustable-angle back rest (no arm rest)
 - caster wheels
 - all metal parts chrome plated
 - disinfect able with alcohol-containing disinfectants
- Space for AHU placement identified adjacent to the southern wall as per annexure 1(b) of TB Containment Lab across. The Area of new identified AHU is an extension of the existing AHU Space where 3 feet is widened along the southern side (facing the roadside) and 7 feet is stretched on the western wall by the length of existing AHU space, a total area of 15 feet length and 25 feet width to be considered for new AHU Placement.
- The whole area is subjected to have concrete platform.
 - Foundation should be designed considering safe bearing capacity of soil and AHU static and dynamic

		<p>load. Anti-Vibration Mounts (AVMs) are provided to reduce AHU system vibration and noise transmission to the surrounding structure.</p> <ol style="list-style-type: none"> The depth of the foundation to be decided in consultation with the civil engineer, ideal example that the depth of the platform is calculated as 125% of the unit weight to be installed on it. The length and breadth of foundation should be elevated 300mm feet above the finished ground level to maintain cleanliness and prevent water from entering the AHU. Concrete should be completely set and hardened before installation of AHU.
3	IRL Kolkata	<p>For Proposed UPS Area</p> <ol style="list-style-type: none"> Permanent closure of the Existing Door(4'(W)x7'(H)) of the storeroom opening into the AHU Control panel area with permanent brick wall and covering half of the wall with matching existing tiles The orientation of the existing door leading to the Existing Electrical Panel area to be reversed to occupy more space for UPS placement Provision of Racks and proper wiring for Placement of all the above-mentioned UPS along with batteries as indicated in the layout with dedicated switch socket inside the TB Containment lab. Necessary wiring to be done to connect the switch socket inside TB Containment Lab to the UPS. Installation of Ceiling Lights, Fan with dedicated switch and socket Installation of False Ceiling at a height of 9 feet of Dimension (7'(W)x 11'(L)) in the area <p>II. For Proposed Sample Opening cum CBNAAT Room</p> <ol style="list-style-type: none"> Demolishing and Removal of Existing Modular Panel of dimensions (10'6" (L)x10'6" (H)) in between AHU Control panel area and the Existing Autoclave Closure of the existing Entrance to the discard Pass box and vertical Autoclave area with permanent brick wall and further covering with matching existing tiles After removal of Main Electrical/LT Panel from Existing Electrical Panel room by Site, the base made up of brick and cement for placement of panel needs to be demolished by Agency identified by FIND, India and the floor needs to be levelled and tiled as per existing matching tiles of the room Creating Sample opening cum CBNAAT Room of dimensions (10'(L)x7'(W)) in the existing Electrical Panel area by Installation of Glass Aluminium Partition of dimension (7'(W)x 9'(H)) on one side with sliding door made up of glass aluminium of dimension(7'(H)x 3'(W)) with proper lock and Key Facility. On the side adjacent to the modular panel of proposed TB containment Lab installation of Glass Aluminium partition of dimension (10'(W)x 9'(H)) to avoid any scratches on the Modular panels Installation of a new Modular standalone hand washing sinks in the Proposed Sample opening/CBNAAT Room made of SS 304 with elbow or foot operated mechanism to be provided. Wall hanging soap dispenser to be provided along with the wash basin unit. A Tissue paper rack with a mechanism to pull out tissue papers, to be provided near the wash basin to dry hands. Water lines that

	<p>penetrate the Ante Room Space to be equipped with back-flow prevention devices. Outlet pipes should be made of PVC with closure outside lab</p> <ol style="list-style-type: none"> Supply and installation of Workbench of size (6'(L)x2'6"(W)x2'6"(H) and (3'(L)x2'x(W)x2'6"(H)) with Frame made up of SS 304, with nylon cushion/bushing for the legs, non-particle shredding material and shall be chemical resistant to allow chemical disinfection and with a Granite Top. It should be strong to hold the granite top as well as equipment placed on the workbench. It should be stable and vibration free. 1 Storage cabinet made up of SS 304 to be installed below the granite top of Workbench to store usable Lab Items Removal of 1 Number of "Esco" Make Biosafety cabinet (BSC) along with its duct from Existing Electrical Panel Area and installation of the same BSC along with Ducting and External Blower in the Proposed TB containment Lab as indicated in the layout Removal of 1 Number of "Yorco" Make Biosafety cabinet (BSC) along with its duct from Existing TB containment Lab and Installation of that BSC along with Ducting and External Blower in the Proposed Sample opening cum CBNAAT Room as indicated in the layout. The ducting needs to be taken out through the TB Containment Lab. (Approx. length of ducting 24 Feet) Existing Split AC placed in the Existing Electrical Panel room needs to be re-installed at the same location in the proposed Sample opening and CBNAAT Room with proper drainage and placement of outdoor unit. Installation of Ceiling Lights, with dedicated switch and socket Installation of 12 nos. 5/15 Amp modular switch and socket Installation of False Ceiling at a height of 9 feet of Dimension (7'(W)x 11'(L)) in the area <p>III. Existing Microbiologist Room</p> <ol style="list-style-type: none"> Removal of Existing glass partition above the brick wall in Microbiologist Room and replacement with Permanent closure by permanent brick and cement and painting the area of (17'(L)x2'6" (W)) at both the sides of the room <p>IV. Existing Autoclave Room</p> <ol style="list-style-type: none"> Removal of Existing Vertical Autoclave placed Infront of Existing discard Pass box and Re-Installation of Vertical Autoclave in the Existing Autoclave room with dedicated 32 Amp MCB along with Wiring <p>V. For Proposed AHU Control Panel Room</p> <ol style="list-style-type: none"> Creation of Proposed AHU Control Panel room with modular walls and ceiling of dimensions (4'6" (W)x6'(L)) as indicated in the layout Installation of Ceiling Lights and an Exhaust Fan of required Capacity with dedicated switch and socket <p>VI. For Proposed Extension of TB Containment Lab</p> <ol style="list-style-type: none"> Demolishing and Removal of Existing wall of Dimension (19'6" (L)x10'6" (H)x 6" (W)) in between TB containment Lab and Existing Electrical Panel Area towards the Emergency Exit of the TB Containment as indicated in the layout
--	---

thereby Extension of TB Containment Lab from 14'(W) to 17'6" (W) towards existing AHU Control panel area

2. Levelling and Reflooring of the area of demolished wall.
3. Dismantling and Removal of the Panels of the Air shower Room
4. Dismantling and Removal of Existing Modular wall, Modular ceiling panels and Modular doors, Pass boxes, light fixtures, Split AC's and storage at the place identified by Site in the Room on the Terrace above the existing TB containment Lab
5. Creation of Change, Ante Room and TB Containment Lab with modular panel of dimensions (6'(W)x6'(L)) ,((5' (W)x6'(L)), (17'6"(W)x 21'(L)) as indicated in the Layout
6. Proper levelling and rework of existing cemented flooring before applying new epoxy flooring.
7. Complete putty & whitewash of existing permanent wall of area 1354 sqft and ceiling of the area 446 sqft after complete dismantling of existing interior (puff panels of existing TB containment Facility).
8. Dismantling of existing three Biosafety Cabinet (BSC) with external blower including ducting, and permanent closure of ducting opening at wall and creating the holes as per placement of BSC indicated in the layout
9. Supply of additional 5 numbers of Ergonomic laboratory chair, designed for infectious laboratory areas:
 - adjustable height to suit different users, seat range approximately 400–490 mm
 - adjustable-angle back rest (no arm rest)
 - caster wheels
 - all metal parts chrome plated
 - disinfect able with alcohol-containing disinfectants
10. All Equipment (Details mentioned below) inside the TB containment Laboratory to be removed with all its accessories and place them in a safe and secure temporary space provided by Site
11. Re-Installation of the Equipment (Details mentioned below) along with all accessories inside the TB containment Laboratory after the Interior work of TB containment Lab is completed

Equipment Description	Make	Model	Serial Number
Biosafety Cabinet	ESCO	AC2-4S8	2014-92326
Biosafety Cabinet	BAKER COMPANY	SG403A-HE-INT	100096
Biosafety Cabinet	BAKER COMPANY	SG403A-HE-INT	100098
Biosafety Cabinet	YORCO	STERICLEAN	06J0073

Refrigerated Centrifuge	Hettich	Rotina 380R	0001982-03
Refrigerated Centrifuge	Hettich	Rotina 380R	0001983-03
Refrigerated Centrifuge	Hettich	Rotina 380R	0000713-01-00
MGIT 960	BD	BD 960	MGIT 3045
MGIT 960	BD	BD 960	MGIT 3905
Hot Air Oven	Memmert	UNB 200	C210.2408
Microliter Centrifuge	Hettich	Micro 200	0003965-03-00
Refrigerator	Elanpro	EFGV 450	81.286.138.7

For Proposed Air Handling and HVAC unit

12. Disconnection of the AHU and HVAC unit from Existing TB containment Lab
13. Placement of New AHU and HVAC along with its equipment and Shed on the terrace just above the Existing TB Containment Lab with completely new Supply and Exhaust Ducting
14. Dismantling and removal of existing list of the items of air handling unit (AHU)/ heating, ventilation & air conditioning (HVAC) system and interiors of TB containment Lab as mentioned below and handed over to site for safe and secure storage identified by site

S.no	Items to be Removed and Handed over to the site	Make and Model	Quantity
1	Supply Air Handling Unit (AHU)		
i)	Blower	OEM	1 number
ii)	Motor	Crompton Greaves 3 phase induction motor	1 number
iii)	Cooling Coil	8 row cooling coil 2 circuit	1 number
iv)	Pre-Filter	OEM	1 set
v)	Fine filter	OEM	1 set
vi)	HEPA Filter	OEM	1 set
2	Exhaust Air Handling Unit		
i)	Blower	OEM	2 numbers
ii)	Motor	Crompton Greaves 3 phase induction motor 3HP and 1(1HP/0.8KW)	3 numbers
3	Condensing Unit		
i)	Compressor	Carrier 8.5 Ton	2 numbers
4	AHU Shed	Local Made	1 set
5	Puff Paneling		
i)	Wall Panel- (Quantity in Feet)	OEM	650 SQFT

		<table><tr><td>ii)</td><td>Ceiling Panel- (Quantity in Feet)</td><td>OEM</td><td>350 SQFT</td></tr><tr><td>iii)</td><td>Puff Insulated Door</td><td>OEM</td><td>4 numbers</td></tr><tr><td>7</td><td>Epoxy Flooring</td><td>OEM</td><td>450 SQFT</td></tr><tr><td>8</td><td>AHU Control Panel including Wiring</td><td>OEM</td><td>1 set</td></tr><tr><td>9</td><td>UPS (3KVS, 30 mins Backup) for TB Containment LAB Backup</td><td>Numeric</td><td>1</td></tr><tr><td>10</td><td>GI Ducting: Existing GI ducting (Quantity in Rfeet), Total quantity of</td><td>OEM</td><td>Supply -640 Sq. ft ,Exhaust 1-850 Sq. ft & Exhaust 2 940 sq. ft</td></tr><tr><td>11</td><td>Dampers (Existing dampers available needs to be mentioned)</td><td>OEM</td><td>3numbers</td></tr><tr><td>12</td><td>Interiors</td><td></td><td></td></tr><tr><td>i)</td><td>Eye wash and shower</td><td>OEM</td><td>1 number</td></tr><tr><td>ii)</td><td>Wash Basin</td><td>OEM</td><td>1numbers</td></tr><tr><td>iii)</td><td>Pass Box</td><td>Bio flit</td><td>2 numbers</td></tr><tr><td>iv)</td><td>Storage Rack</td><td>OEM</td><td>1 number</td></tr><tr><td>v)</td><td>Shoe Rack</td><td>OEM</td><td>1 number</td></tr><tr><td>vi)</td><td>Split AC (Indoor Unit and Outdoor both)</td><td>Hitachi</td><td>2 numbers</td></tr><tr><td>vii)</td><td>Work Bench</td><td>OEM</td><td>3numbers</td></tr><tr><td>viii)</td><td>Lab Stools</td><td>OEM</td><td>4numbers</td></tr><tr><td>ix)</td><td>CCTV Camera system</td><td>CP Plus</td><td>1 set</td></tr><tr><td>x)</td><td>EPBAX System</td><td>OEM</td><td>3 numbers</td></tr><tr><td>xi)</td><td>Fire Alarm System</td><td>Agni</td><td>4 numbers</td></tr><tr><td>xii)</td><td>Access Control System</td><td>OEM</td><td>1 Set</td></tr><tr><td>xiii)</td><td>Magnehelic gauge</td><td>OEM</td><td>2 numbers</td></tr></table>	ii)	Ceiling Panel- (Quantity in Feet)	OEM	350 SQFT	iii)	Puff Insulated Door	OEM	4 numbers	7	Epoxy Flooring	OEM	450 SQFT	8	AHU Control Panel including Wiring	OEM	1 set	9	UPS (3KVS, 30 mins Backup) for TB Containment LAB Backup	Numeric	1	10	GI Ducting: Existing GI ducting (Quantity in Rfeet), Total quantity of	OEM	Supply -640 Sq. ft ,Exhaust 1-850 Sq. ft & Exhaust 2 940 sq. ft	11	Dampers (Existing dampers available needs to be mentioned)	OEM	3numbers	12	Interiors			i)	Eye wash and shower	OEM	1 number	ii)	Wash Basin	OEM	1numbers	iii)	Pass Box	Bio flit	2 numbers	iv)	Storage Rack	OEM	1 number	v)	Shoe Rack	OEM	1 number	vi)	Split AC (Indoor Unit and Outdoor both)	Hitachi	2 numbers	vii)	Work Bench	OEM	3numbers	viii)	Lab Stools	OEM	4numbers	ix)	CCTV Camera system	CP Plus	1 set	x)	EPBAX System	OEM	3 numbers	xi)	Fire Alarm System	Agni	4 numbers	xii)	Access Control System	OEM	1 Set	xiii)	Magnehelic gauge	OEM	2 numbers
ii)	Ceiling Panel- (Quantity in Feet)	OEM	350 SQFT																																																																																			
iii)	Puff Insulated Door	OEM	4 numbers																																																																																			
7	Epoxy Flooring	OEM	450 SQFT																																																																																			
8	AHU Control Panel including Wiring	OEM	1 set																																																																																			
9	UPS (3KVS, 30 mins Backup) for TB Containment LAB Backup	Numeric	1																																																																																			
10	GI Ducting: Existing GI ducting (Quantity in Rfeet), Total quantity of	OEM	Supply -640 Sq. ft ,Exhaust 1-850 Sq. ft & Exhaust 2 940 sq. ft																																																																																			
11	Dampers (Existing dampers available needs to be mentioned)	OEM	3numbers																																																																																			
12	Interiors																																																																																					
i)	Eye wash and shower	OEM	1 number																																																																																			
ii)	Wash Basin	OEM	1numbers																																																																																			
iii)	Pass Box	Bio flit	2 numbers																																																																																			
iv)	Storage Rack	OEM	1 number																																																																																			
v)	Shoe Rack	OEM	1 number																																																																																			
vi)	Split AC (Indoor Unit and Outdoor both)	Hitachi	2 numbers																																																																																			
vii)	Work Bench	OEM	3numbers																																																																																			
viii)	Lab Stools	OEM	4numbers																																																																																			
ix)	CCTV Camera system	CP Plus	1 set																																																																																			
x)	EPBAX System	OEM	3 numbers																																																																																			
xi)	Fire Alarm System	Agni	4 numbers																																																																																			
xii)	Access Control System	OEM	1 Set																																																																																			
xiii)	Magnehelic gauge	OEM	2 numbers																																																																																			
4	IRL Pune	<p>For TB Containment Lab</p> <p>1. Dismantling and Removal:</p> <p>Dismantling and removal of existing installed items & machineries of interiors, Heating Ventilation & Air Conditioning (HVAC) system & electrical systems mentioned below and handed over to site for safe and secure storage (planned outside open space on the terrace):</p> <table><tr><th>#</th><th>Items to be Removed and Handed over to the site</th><th>Make and Model</th><th>Quantity</th></tr><tr><td>1</td><td>Supply Air Handling Unit (AHU)</td><td>ENVISION</td><td>1 Unit</td></tr><tr><td>i)</td><td>Blower</td><td>NIKOTRA, RDH-225R,5800RPM</td><td>1 no</td></tr><tr><td>ii)</td><td>Motor</td><td>VGUARD, VIT4A90LH20,1.5 KVA,2HP</td><td>1 no</td></tr><tr><td>iii)</td><td>Cooling Coil</td><td>OEM (8 row deep coil)</td><td>1 no</td></tr><tr><td>iv)</td><td>Pre-Filter</td><td>OEM</td><td>1 no</td></tr><tr><td>v)</td><td>Fine filter</td><td>OEM</td><td>1 no</td></tr></table>		#	Items to be Removed and Handed over to the site	Make and Model	Quantity	1	Supply Air Handling Unit (AHU)	ENVISION	1 Unit	i)	Blower	NIKOTRA, RDH-225R,5800RPM	1 no	ii)	Motor	VGUARD, VIT4A90LH20,1.5 KVA,2HP	1 no	iii)	Cooling Coil	OEM (8 row deep coil)	1 no	iv)	Pre-Filter	OEM	1 no	v)	Fine filter	OEM	1 no																																																							
#	Items to be Removed and Handed over to the site	Make and Model	Quantity																																																																																			
1	Supply Air Handling Unit (AHU)	ENVISION	1 Unit																																																																																			
i)	Blower	NIKOTRA, RDH-225R,5800RPM	1 no																																																																																			
ii)	Motor	VGUARD, VIT4A90LH20,1.5 KVA,2HP	1 no																																																																																			
iii)	Cooling Coil	OEM (8 row deep coil)	1 no																																																																																			
iv)	Pre-Filter	OEM	1 no																																																																																			
v)	Fine filter	OEM	1 no																																																																																			

vi)	HEPA Filter	OEM	1 no
2	Exhaust Air Handling Unit	ENVISION	1 Unit
i)	Blower	NIKOTRA, RDH-225R,5800RPM	1 no
ii)	Motor	ABB, 3 HP,2.3 KW	1 no
3	Condensing Unit (11 TR):	Carrier	2 set
i)	Compressor	5.5 ton	2 nos
4	Puff Panelling	OEM	
i)	Wall Panel- (Quantity in Feet)	OEM	986 SQFT
ii)	Ceiling Panel- (Quantity in Feet)	OEM	402 SQFT
iii)	Puff Insulated Door	OEM	5 nos (2- Double opening door, 3- single opening door)
5	AHU Control Panel including Wiring	OEM	1 unit
6	UPS (3KVS, 30 mins Backup) for TB Containment LAB Backup	OEM	1 UNIT
7	GI Ducting Existing GI ducting including supporting hanging rods etc.	OEM	Supply Duct- 55 Rft, Exhaust Duct-35 Rft Total quantity=750 SQFT
8	Dampers	OEM	1 set
9	Interiors		
i)	Wash Basin	Colok	2 nos
ii)	Pass Box	OEM	2 nos
iii)	Storage Rack	OEM	2 nos
iv)	Shoe Rack	OEM	1 no
v)	Split AC (Indoor Unit and Outdoor both)	Bluestar -1.5 TR with inverter, Godrej-1.5 TR	2 nos
vi)	Work Bench	OEM (SS work bench with granite top)	3 nos
vii)	Lab Stools(chairs)	OEM	5 nos
viii)	CCTV Camera system	HIK VISION	1 set
ix)	EPBAX System	OEM	1 set
x)	Fire Alarm System	OEM	1 set
xi)	Access Control System	Hieon	1 set
xii)	Magnehelic Gauge with box & accessories	OEM	2 nos
2. Civil, Plumbing Work:			

		<p>a. Permanent closure of existing door opening towards LPA corridor of dimensions [5'3" W X 1' D X 7'8" H) with brick & mortar and tile dadoing work.</p> <p>b. Permanent closure of the holes in the wall created for exhaust ducting of size [2'6" L X 2'6" W] each with brick & mortar work.</p> <p>c. Permanent closure of the hole created in the wall for pass box between TB Containment lab and LPA section with brick & mortar.</p> <p>d. After dismantling of interiors (puff panels of existing BSL3 Facility), existing wall require complete putty, cementing & whitewash of area 1302 sq. Ft and ceiling of the area 401 sq.</p> <p>e. Breaking of wall for creation of one door opening of size [3' L X 8' H] in the wall between existing TB containment lab and incubator room to enter to the change room from the corridor area.</p> <p>Flooring: after removal of epoxy, proper levelling of existing flooring with cement & mortar.</p> <p>3. Furniture Supply: Besides furniture as per layout and existing specifications for TB Containment lab, FIND vendor will supply additional 4 numbers of Ergonomic laboratory chair to work for Biosafety Cabinets, designed for infectious laboratory areas as below</p> <ol style="list-style-type: none"> adjustable height to suit different users adjustable-angle back rest (no arm rest) caster wheels all metal parts chrome plated dis-infectable with alcohol-containing disinfectants <p>4. Uninstallation, Packaging & Shifting of Equipment: The following equipment from the TB Containment Lab needs to be uninstalled, packed and shifted on the same floor as TB Lab (identified by the site):</p> <ul style="list-style-type: none"> three BSC (external blower including ducting to be uninstalled too and permanent closure of duct opening at wall should be carried out) two refrigerated centrifuges one microliter centrifuge one universal oven one refrigerator two MGIT 960 system All UPS of these equipment <p>All these equipment should be adequately packed (bubble wrapping & cardboard boxing). These activities should be carried out under supervision of OEM/service provider in coordination with FIND BME.</p> <p>5. Shifting & Reinstallation of Equipment:</p> <p>a) BSC:</p> <ul style="list-style-type: none"> Reinstallation of one BSC (Nuaire make) in the existing BSL2 Lab including the ducting work. Reinstallation of two BSC (ESCO make) in the renovated TB Containment lab including the ducting work. <p>b) Split AC: Reinstallation of two numbers of split AC (removed from the existing TB containment Room) of capacity 1.5 Tons each into the conference room along with:</p> <ul style="list-style-type: none"> provision of 20 feet copper piping including insulation and appropriate drainage pipes. Supply and provision of two numbers of 20/26 AMP MCB/ switch sockets including necessary wiring for the reinstallation of 1.5 TR Split ACs.
--	--	---

c) Other remaining equipment: All remaining equipment planned for TB containment lab need to be reinstalled under supervision of OEM/service provider in coordination with FIND BME. Details of the equipment are shown in table below:

S. No	Equipment Name	Make	Model	Serial Number	Functional Status	Last Date of PM and Calibration
1.	Biosafety Cabinet	Esco	AC2-4S8	2014-92306	Functional	PM:07-07-2021 CAL:07-07-2021
2.	Biosafety Cabinet	Esco	AC2-4S8	2014-92306	Functional	PM:07-07-2021 CAL:07-07-2021
3.	Biosafety Cabinet	Nuair	Labgard	133799110209	Functional	PM:23-12-2020 CAL:04-03-2021
4	Refrigerated Centrifuge	Hettich	ROTINA - 380R	0001338-01-00	Functional	PM:12-08-21 CAL:12-08-21
5	Refrigerated Centrifuge	Hettich	ROTINA - 380R	0000719-01-00	Functional	PM:12-08-21 CAL:12-08-21
6	Micro Centrifuge	Hettich	Micro-200	0004563-12	Functional	PM:12-08-21 CAL:12-08-21
7	Micro Centrifuge	Hettich	Micro-200		Non functional	NA
8	Hot air oven	Memmert	UNB200	C210.1985	Functional	PM: 09-Sep-21 CAL: 09-Sep-21
9	MGIT 960	BD	MGIT 960	MG3002	Functional	NA
10	MGIT 960	BD	MGIT 960	MG4130	Functional	NA

For LPA Facility

1. Dismantling and Removal:

	<p>a. False ceiling (may be either gypsum or any other clean room false ceiling) at a height of 8' from the floor throughout these rooms so that air-conditioning will be effective.</p> <ul style="list-style-type: none"> space between ceiling of the room and false ceiling should be covered with aluminium PVC sheets for aesthetic purpose. <p>b. While preparing the partition-wall in various sections, these can be half brick partition covered with tile on both side and then using glass and aluminium partitions. The brick wall partition may be up to 4 feet from the floor and rest will be glass aluminium partition. The electrical sockets can be provided in the brick partition wall with concealed wiring.</p> <p>c. Avoid using screws, hinges, stoppers etc. which are made up of iron, as they will get easily rusted / corroded during disinfection and cleaning of lab. Use items made up of steels/copper etc.</p> <p>d. Flooring should be with uniform Vinyl Carpet, the welding between the corner posts and the rails shall be continuous single welding.</p> <p>e. Water supply and drainage line required for various sections to connect with existing sources.</p> <p>A. Master Mix Room & Ante Room:</p> <p>a. Supply and installation of wall partition with proper gasketing with placement as per layout for proposed Master mix room measuring 5'8" x 5'10" and its ante room measuring 4' x 5'10".</p> <p>b. Supply and installation of glass aluminium doors (2'6" wide and 6'8" height) with automatic door closure mechanism with lock & key system as indicated in the layout:</p> <ul style="list-style-type: none"> For entry into proposed Master Mix Room from its Ante Room For entry into Ante Room of Master Mix Room from common corridor <p>c. Supply and installation of SS work bench with granite top of dimension 5' (L), 2'6" (W) and 2'6" (H) as indicated in the layout (WB4). There should be no shelf below it.</p> <p>d. Existing AC can be retained in the same location of Master Mix preparation room.</p> <p>e. Supply and installation of 15/5 Amp electrical switch sockets and ceiling lights along with required wiring work as per layout.</p> <p>f. Supply and installation of one SS Storage Rack and one Shoe Rack for Master Mix Room.</p> <p>g. Supply and installation of two coat hangers (four hooks each) inside the Ante room of Master Mix room.</p> <p>B. Amplification & Hybridization Room & Ante Room:</p> <p>a. Supply and installation of wall partition with proper gasketing with placement as per layout for proposed Hybridization and Amplification room measuring 4'6" x 12' + 5'8" x 8'6" and its ante room measuring 5'3" x 4'.</p> <p>b. Supply and installation of glass aluminium doors (2'6" wide and 6'8" height) with automatic door closure mechanism with lock & key system as indicated in the layout:</p> <ul style="list-style-type: none"> For entry into proposed HYB & AMP from its Ante Room For entry into Ante Room of HYB & AMP room from common corridor <p>c. Supply and installation of three numbers of SS work bench with granite top of dimension 10' (L), 2'6" (W) and 2'6" (H), 6'6" (L), 2'6" (W) and 2'6" (H) & 4'6" (L), 2'6" (W) and 2'6" (H) as indicated in the layout (WB5, WB6 & WB7).</p> <p>d. Existing AC can be retained in the same location of HYB & AMP room.</p>
--	---

		<p>e. Supply and installation of 15/5 Amp electrical switch sockets and ceiling lights along with required wiring work as per layout.</p> <p>f. Supply and installation of one SS Storage Rack and one Shoe Rack for HYB & AMP Room.</p> <p>g. Supply and installation of one handsfree wash basin inside the existing Amplification & Hybridization (AMP & HYB) room along with necessary inlet and drainage provisions.</p> <p>h. Supply and installation of two coat hangers (four hooks each) inside the Ante room of HYB & AMP room.</p>
--	--	---

General Work Requirement for all 5 Sites:

- Batteries of UPS should be provided with rack. UPS with batteries and proper arranged wiring (e.g.: wire tie to be used) to be installed and well-arranged/organized for giving aesthetic look
- Dedicated earthing to be done for TB Containment Lab
- Any Minor Civil, Electrical and Plumbing works identified during Lab upgradation other than additional works mentioned needs to be carried out by identified Agency

DOCUMENTS TO BE SUBMITTED BY THE BIDDER ALONG WITH THEIR BIDS FOR TECHNICAL QUALIFICATION AND EVALUATION

Project Implementation Methodology including

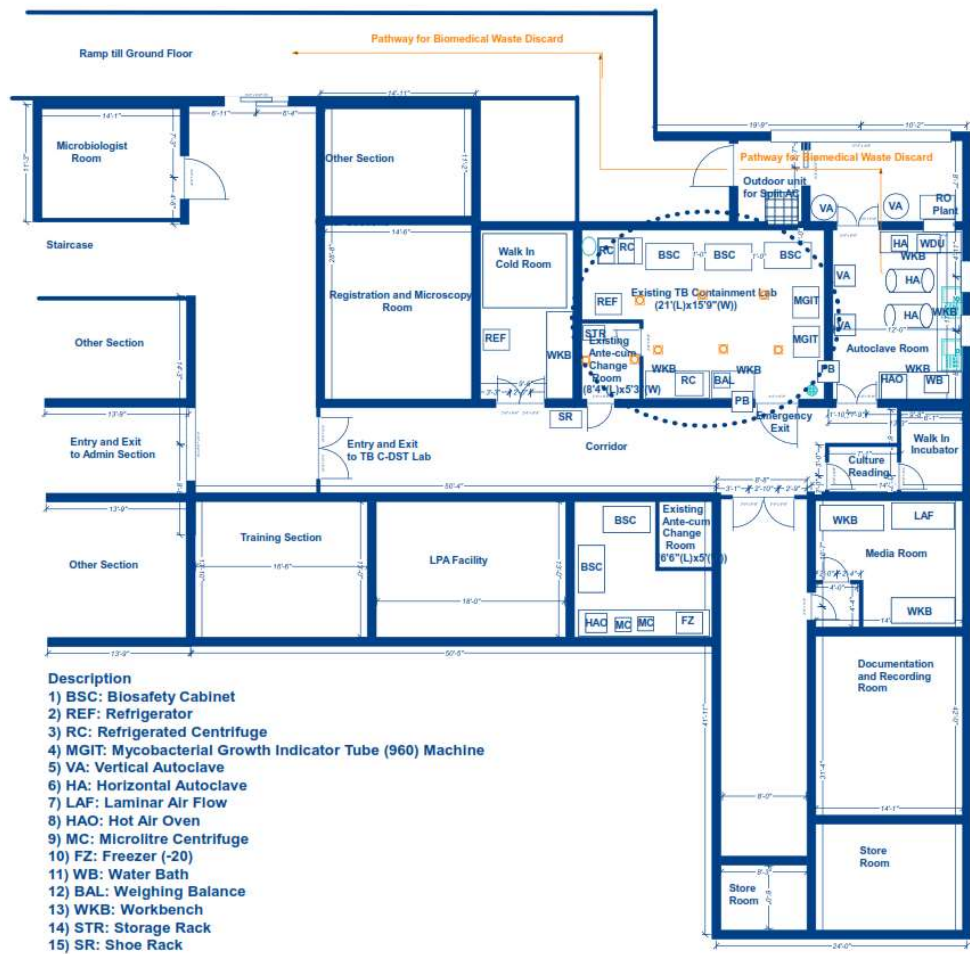
- Past experiences of developing labs including TB Containment labs (with contact details)
- Team (members and their qualifications) which will be building the TB Lab (including designing, HVAC and ducting team, electrical, plumbing, civil works team, interiors developing team, etc.)
- List of Construction Material and Equipment Proposed for construction of the laboratory along with specifications including manufacturers (OEM) along with warranty period (as specified by Manufacturer) should be clearly mentioned and submitted as per table (Annexure 2) given below for the labs quoted. Any additional material proposed for construction by bidder may also be specified in the same table.
- GANTT Chart informing timelines for executing the various stages of work

Annexure 1

Schedule Wise (four sites) existing and proposed Drawings/ Layout of TB Containment Lab

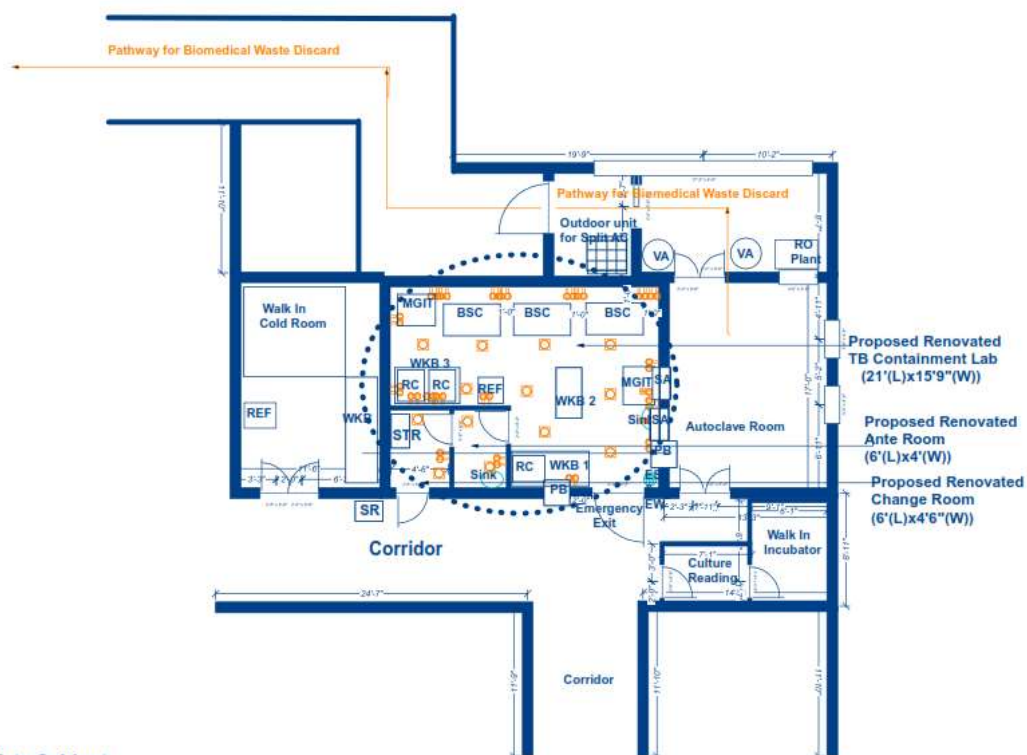
Sch. I - IRL AGRA

Annexure 1 Existing TB Containment Laboratory _1st Floor_STDC Agra



Annexure 2

Proposed Renovated TB Containment Laboratory _1st Floor_STDC Agra

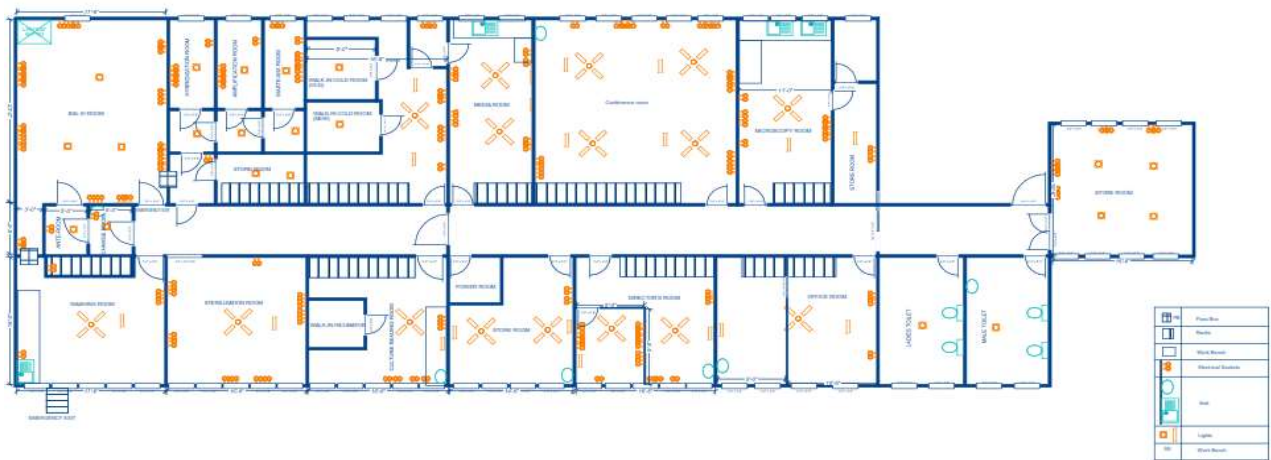


Description

- 1) BSC: Biosafety Cabinet
- 2) REF: Refrigerator
- 3) RC: Refrigerated Centrifuge
- 4) MGIT: Mycobacterial Growth Indicator Tube (960) Machine
- 5) WKB: Workbench
 - i) WKB 1: 6'(L)x2'6\"(W)
 - ii) WKB 2: 4'(L)x2'(W)
 - iii) WKB 3: 5'(L)x2'6\"(W)
- 6) STR: Storage Rack
- 7) SR: Shoe Rack
- 8) SA: Split AC
- 9) ES&EW: Emergency shower and Eye Wash

Sch. I - IRL Guwahati

Annexure 1(a) IRL Guwahati Lab Layout (Entire)



Annexure 2 IRL Guwahati BSL III Lab Layout

Existing Layout



TB Containment Lab Furniture and others:
PB: Pass-Box (2' x 2') (2 nos)
S: Revolving Stools (4 nos)
TR: Trolley (2' x 1'6") (2 nos)
ES & EW: Emergency shower and Eye Wash
SC: Storage Cabinet
SR: Shoe Rack
EE: Emergency Exit
STR: Storage racks

Racks: 1'6" x 3'6" x 6'

Proposed TB Containment Lab Layout

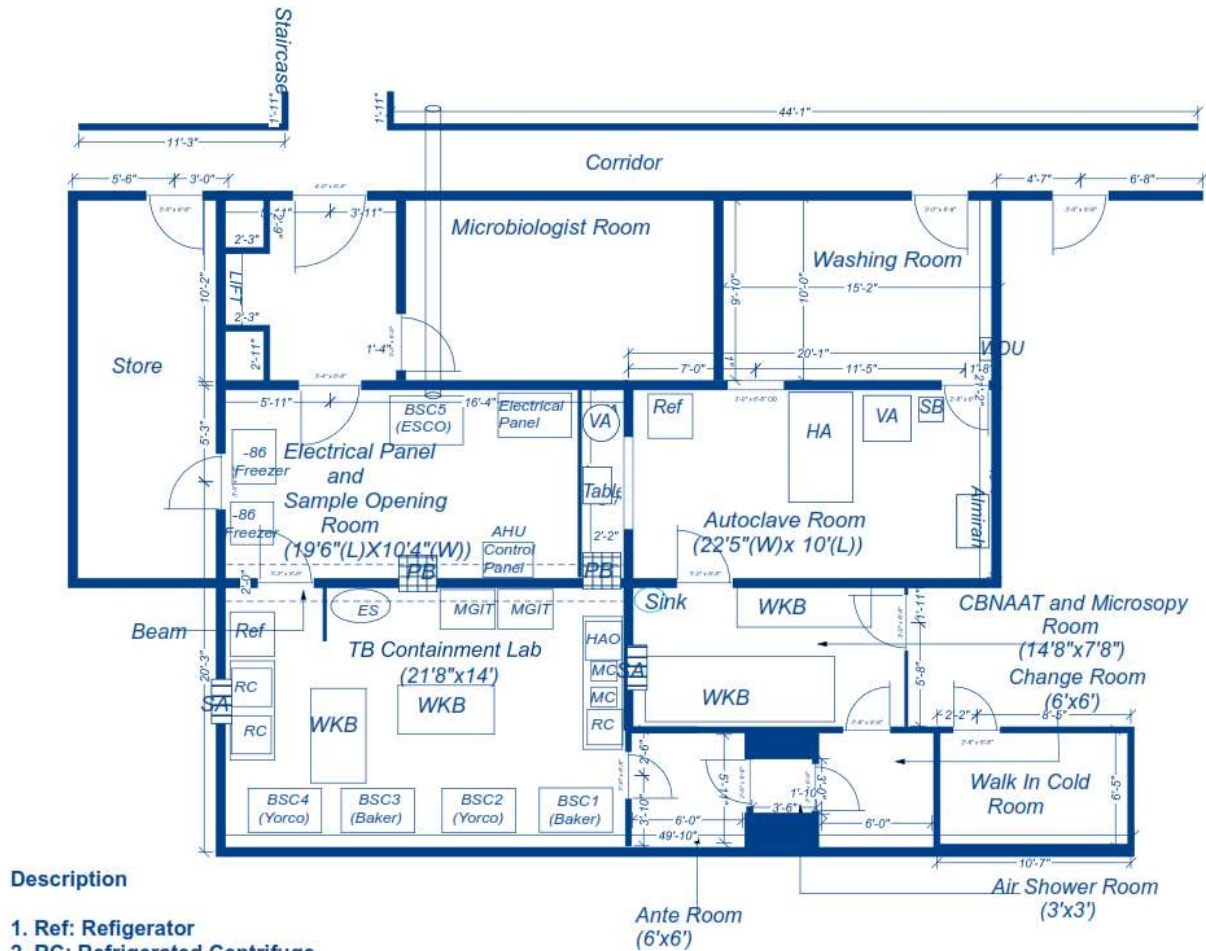


AHU on the ground floor, 24 feet from TB Containment lab level
Ceiling height is 12 feet 6 inches

Sch. III - IRL Kolkata

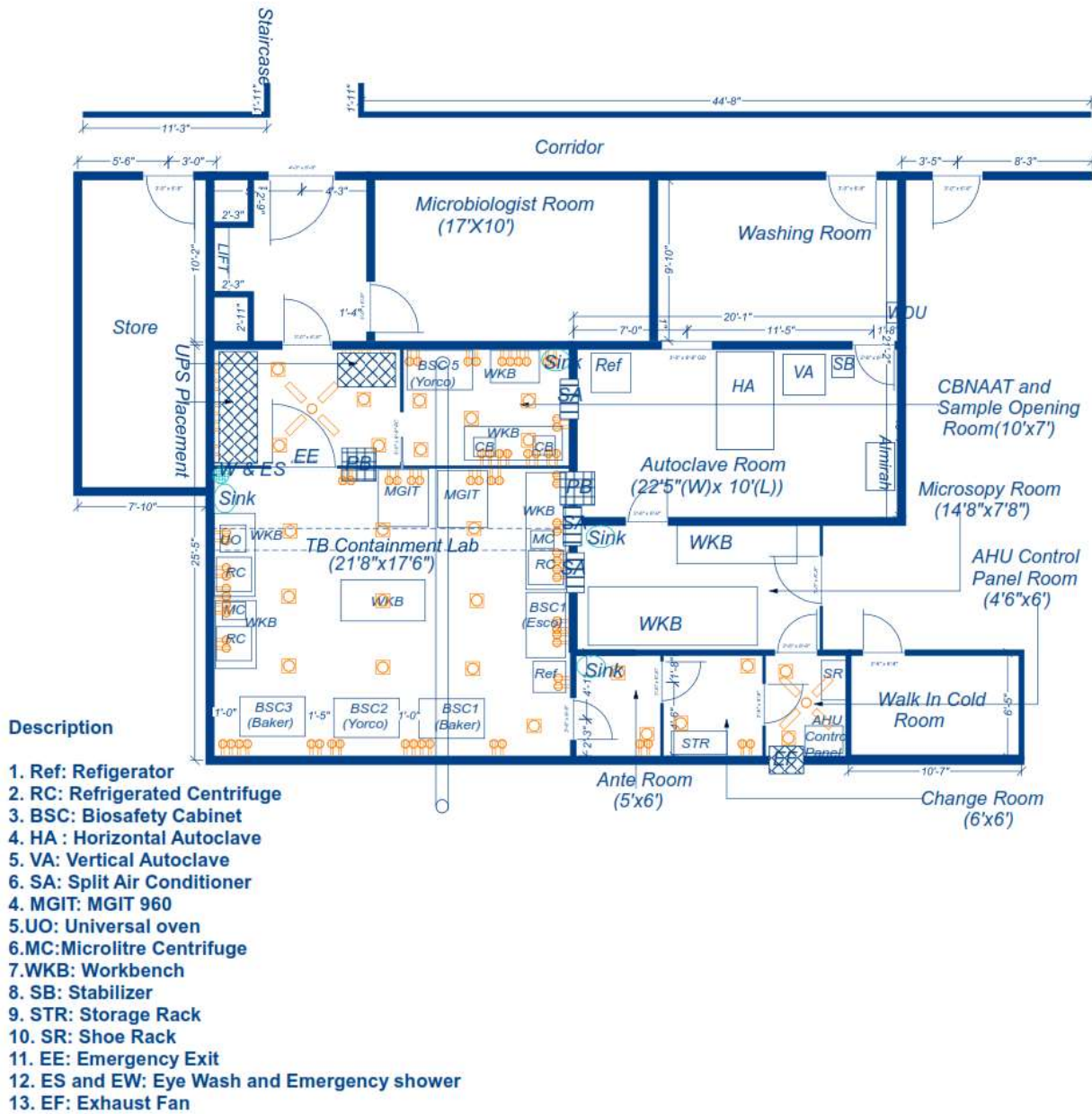
Annexure_1

Existing Lab Layout of TB Containment Lab _IRL Kolkata



Annexure_2

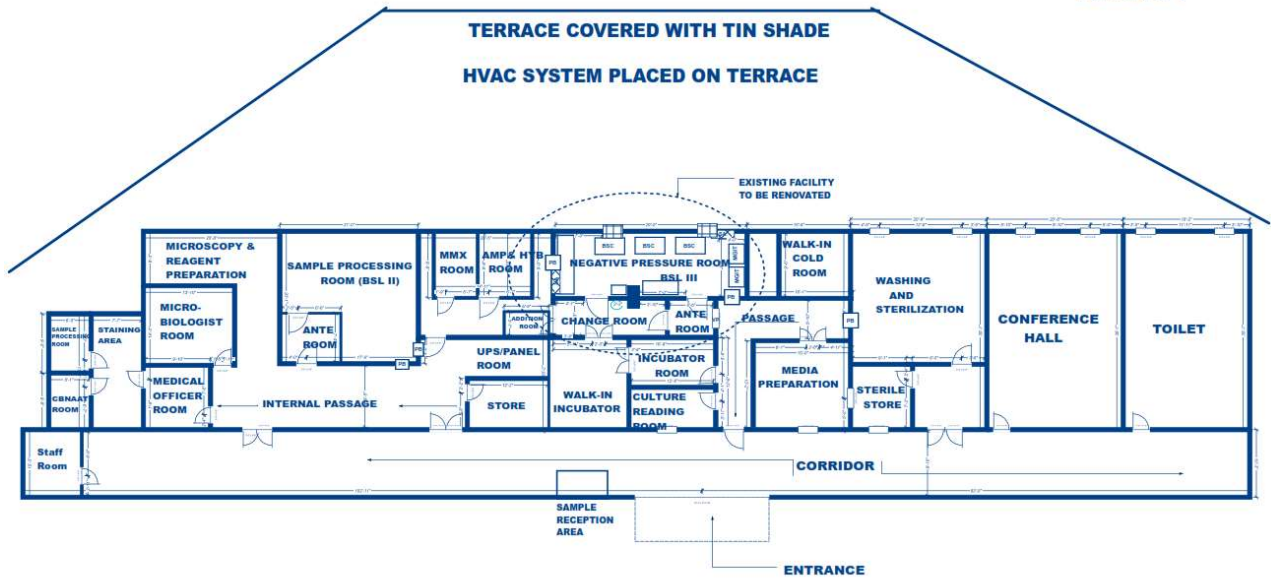
Proposed Lab Layout of TB Containment Lab _IRL Kolkata



Sch. IV - IRL Pune

EXISTING LAYOUT OF TB C&DST LAB, 1ST FLOOR, IRL PUNE

Annexure 1



Proposed TB Containment Lab & LPA Facility, 1st Floor, IRL Pune

Annexure 2

Equipment Details: (TB Containment Lab)

BSC: Bio-safety Cabinet
 Ref: Refrigerator
 RC: Refrigerated Centrifuge
 MC: Microliter Centrifuge
 UHO: Universal Hot Air Oven
 SA: Split AC (2 TR)
 MGIT: MGIT 960

LPA Room:

GTBLT
 Twin: Twincubator
 TC: Thermocycler
 PCR Hood: PCR Workstation
 SA: Existing Split AC
 WTB: Water Bath
 Ref: Refrigerator

Internal Dimensions (TB Containment Room):

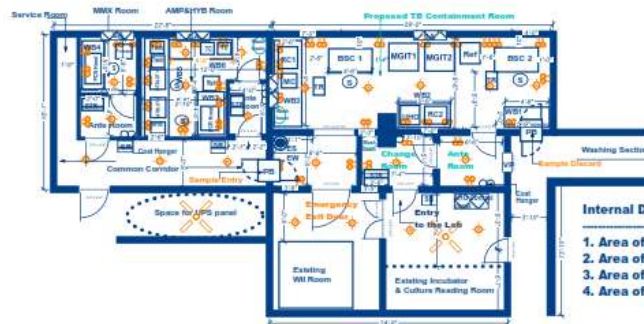
1. Area of Change Room: 7'4" X 5'3" X 8'6"
2. Area of Ante Room: 6'6" X 5'3" X 8'6"
3. Area of TB containment Room: 29' X 9'6" X 8'6" + 8'8" X 5'3" X 8'6"

Ceiling Height:

CEILING-FLOOR- 11'6"

Note:

Space for HVAC unit placement is identified on the roof top of the proposed TB Containment Room(as per existing)



Internal Dimensions (LPA Room):

1. Area of MMX Room: 5'8" X 5'10" X 8'
2. Area of Ante Room of MMX Room: 4' X 5'10" X 8'
3. Area of AMP & HYB Room: 4'6" X 12' X 8' + 5'8" X 8'6" X 8'
4. Area of Ante Room of AMP & HYB Room: 5'3" X 4' X 8'

Others:

PB: Pass box (2'x2')(2 nos)
 WB1: Work Bench1 (LxWxH)(4'6"x2'x2'6")
 WB2: Work Bench2 (LxWxH)(5'6"x2'6"x2'6")
 WB3: Work Bench3 (LxWxH)(9'x2'6"x2'6")
 WB4: Work Bench4 (LxWxH)(5'x2'6"x2'6")
 WB5: Work Bench5 (LxWxH)(10'x2'6"x2'6")
 WB6: Work Bench6 (LxWxH)(6'6"x2'6"x2'6")
 WB7: Work Bench7 (LxWxH)(4'6"x2'6"x2'6")
 STR: Storage cabinet (LxWxH)(2'X1'6"x4')
 ES & EW: Emergency Shower and Eye Wash
 S: Revolving Stools
 SR: Shoe Rack (2'x1')
 TR: Trolley

Legends:

	Ceiling Lights
	15/5 Amp Single phase electrical Switch & Socket
	Ceiling Fan
	Hands Free Wash Basin
	Split Air Conditioner

Annexure-2
Area Details of TB Containment Lab

Sl. No.	Name of the Site	Lab Location	TB Containment Lab		Ante Room		Change Room		Total Area (D+F+H)	No. of BSC to be installed	No. of Trolley	Capacity of split AC *	Total Qty of AC in Proposed TB containment Lab	Location of AHU
			Dimensions	Area (sq.ft.)	Dimensions	Area (sq.ft.)	Dimensions	Area (sq.ft.)						
1	Intermediate Reference Laboratory, Agra, Uttar Pradesh	1st Floor	21' L x 15'9" W	334	6' L x 4'W	24	6' L x 4'6" W	27	385	3	4 (3 Two tier trolleys +1 trolley with lid for transportation of material from lab to the Autoclave room)	2 TR	2	Space for HVAC unit placement is identified on the roof top of the proposed TB Containment Room
2	Intermediate Reference Laboratory, Guwahati, 1st floor	1st Floor	33' L x 16'	528	4'L x 5' W	20	5' L x 5'6" W	28	576	3	4 (3 Two tier trolleys +1 trolley with lid for transportation of material from lab to the Autoclave room)	2 TR	2	On the ground floor behind the proposed TB Containment Lab, AHU on the ground floor, 24 feet from TB Containment lab level Ceiling height is 12 feet 6 inches
3	Intermediate Reference Laboratory, Kolkata	2nd Floor	21'8" L x 17'6"	380	5' L x 6' W	30	6' L x 6' W	36	446	4	4 (3 Two tier trolleys +1 trolley with lid for transportation of material from lab to the Autoclave room)	2 TR	2	Space for HVAC unit placement is identified on the roof top of the proposed TB Containment Room
4	Intermediate Reference Laboratory, Pune	1st Floor	29' L X 9'6" W +8'8" L X 5'3" W	326	6'6" L X 5'3" W	35	7'4" L X 5'3" W	40	401	2	4 (3 Two tier trolleys +1 trolley with lid for transportation of material from lab to the Autoclave room)	2 TR	2	Space for HVAC and AHU unit placement is identified on the roof top of the proposed TB Containment Room

* Back up split AC for after work hours support for MGIT

Power Load for Equipment planned for TB Containment Lab:

Sl. No.	Equipments	Quantity	Power Requirement (W) Approx	Dimension (Feet & Inch) L X H X D	Weight (Kg)	Remarks	Placement
1	Biosafety Cabinet (with external blower)	2/3*	2000	4'4" x 7'3" x 2'6"	225	Thimble ducting	Floor Standing
2	Refrigerated centrifuge with UPS	1/2/3*	1800	2' x 1'3" x 2'3"	120		Benchtop
3	MGIT	1	1560	2'6" x 4'6" x 3	500		Floor Standing
4	Printer for MGIT	1	50	1'3" x 1'6" x 1'7"	NA		Floor Standing
5	Vortex	2/3***	30	0.4" x 0.4" x 0.6"	3		Benchtop
6	Refrigerator	1	500	2'1" x 2' x 4'	52		Floor Standing
7	Electric Micro Incinerator	2/3***	1000	0.4' x 0.6' x 0.6'	2		Benchtop
8	Split AC	2/3**	2000-3500	3'2" x 1' x 1'	15	Depends on Manufacturer	Wall Mounted

Note

* As per Layout

** Per Equipment

*** Per BSC

Dimensions and Power requirements are approximate values and may vary Power requirements mentioned here are standby loads, the peak values may be 120% the standby.

All UPS should be placed in a common electrical panel room (where possible) with connections for various equipment.

Inspections and Validation Visits by FIND India/ LABS

Sr. No.	Scheduled Inspection Visit by FIND/SAMS team	Activity
1	Agency Introduction visit to site with FIND team	<u>Visit from FIND Technical Team & Agency:</u>
		1) Agency will give detail work project for that site.
		2) Schedule work plan.
		3) Any support required from Site (Approvals/road permits).
		4) Timeline to complete the Project work.
		5)The requirement from Site (electrical requirement, water lines, drainage line/any other)
		6) Discussion on checklist used for Monitoring of upgradation work
2	HVAC Ducting & commissioning	<u>Visit by FIND Technical team</u> to ensure all the activities as per checklist & Specification in coordination with Lab. If anything, pending during that visit, Agency will give submit photographs against that pending work.
3	Midterm Assessment: Interiors, BSC Installation and Civil, electrical and plumbing works,	<u>Visit by FIND Technical team</u> to ensure all the activities as per checklist & specification in coordination with Lab If anything pending during that visit, Agency will submit photographs against that pending work. FIND Technical team also to confirm completion of previous pending activity
4	Performance testing of HVAC(Dry Run) and Validation of TB Containment Lab and BSC and Handover of Lab	<u>Visit by FIND Technical team</u> at least for 2 days Visit by FIND's Technical Representative(s) to ensure all the activities as per checklist & Specification in coordination with Lab's Representative for final testing, validation, and handover of lab to site

Annexure-5

Schedule of Payment and Reporting Requirements

Sl. No.	Suggested milestones for TB Containment Lab establishment	Project activity in brief	Payment Slab	Documents to be submitted for processing the payment
1	Signing of Contract	Nil	5%	1. Signed contract copy with valid performance bank guarantee 2. Submission of Advance payment bank Guarantee for the amount equivalent to 5% of contract value.
2	Joint visit to Site and finalization of Drawings	Contractor's Introduction visit to site with FIND team: 1) Contractor will give detail work plan along with timelines for the project 2) Any support required from Site (Approvals/road permits). 3) The requirement from Site (electrical requirement, water lines, drainage line/any other) 4) Checklist to be used for Monitoring of Project 5) Finalization of Drawings	5%	1. Submission of Inception Report by Contractor 2. Approval of working drawings by FIND India
3	Completion of Ventilation Unit (HVAC) ducting, Filters, Air conditioning Unit and AHU installation, Transducers and control systems, dampers, AHU Shed and confirmation from FIND's Technical Representative(s)	HVAC Ducting & commissioning: Visit by FIND's Technical Representative(s) to ensure all the activities as per checklist & Specification in coordination with Lab's representative(s). If anything, pending during that visit, Contractor will submit photographs against that pending work later	20%	Visit Report (Signed Quality Checklist) along with photographs of site and confirmation from FIND's Technical Representative
4	Completion of Interiors, Modular Monolithic Panelling, Pass box, Doors, Glass windows, Coving (Wall and Ceiling), Electrical fixtures and outlets, Fire Safety, Flooring, Epoxy, Coving (Floor), Monolithic Finishing (Silicon sealing), Furniture, Connectivity, monitoring and access control devices. Split AC Installation, BSC Placement and ducting, Emergency preparedness +Civil plumbing and Electrical works of TB containment Lab	Interior, BSC Installation, Midterm assessment Visit by FIND's Technical Representative(s) to ensure all the activities as per checklist & Specification in coordination with Lab's Representative	40%	Visit Report (Signed Quality Checklist) along with photographs of site & confirmation from FIND's Technical Representative

5	Performance testing of HVAC, Final commissioning and validation, labelling, Training, Laboratory documents submission and handover of TB Containment Lab +Additional works associated with Site	Performance testing of HVAC (Dry Run), validation and handover of TB containment lab: Visit by FIND's Technical Representative(s) to ensure all the activities as per checklist & Specification in coordination with Lab's Representative	30%	Visit Report (Signed contract compliance checklist & Quality Checklist) along with photographs of site & confirmation from FIND's Technical Representative along with taking over and final work completion certificate issued from site
---	--	--	-----	--

Note:- Payment shall be released as per the schedule of payments (as above), within 60 days upon submission of Invoice along-with supporting documents (two copies – One original and one duplicate copy).

100% payment will be released at the time of handing over of site (as per the payment schedule). Bidders are requested to submit the Performance Bank Guarantee (PBG) of 10% amount equivalent to the total contract value (to monitor the two-year warranty services) and PBG of 3% amount equivalent to the total contract value against the performance security. In total 13% PBG against the total contract value submitted by the bidder at the time of award of contract.

Section V- CONTRACT FORM and CONDITIONS OF CONTRACT

RENOVATION, CONSTRUCTION, TESTING, COMMISSIONING AND VALIDATION OF TB CONTAINMENT LABORATORIES AND ASSOCIATED WORKS ON 'TURNKEY BASIS' UNDER RNTCPACROSS INDIA

Laboratory Site Address:

(1) Strategic Alliance Management Services Pvt. Ltd. ("SAMS")

- and -

(2) *[insert the Contractor's name]*

Contract No.: *[insert]**[insert month]*

CONTRACT FORM

THIS CONTRACT is made on the _____ day of _____ *[insert]*.

BETWEEN

- 1) Strategic Alliance Management Services Pvt. Ltd. (SAMS), having its postal address at B-18, Sector-6, Noida, G.B. Nagar, Uttar Pradesh - 20130 ("Purchaser"); and
- 2) *[insert name]*, a *[insert type of company i.e. limited liability]* company incorporated under the laws of *[insert]* and having its registered address at *[insert address]*, *[insert name of city and country]* ("Contractor").

BACKGROUND

- a) The Purchaser intends to undertake the Project. The Works are an integral part of the Project.
- b) The Contractor has represented to the Purchaser that it has the appropriate experience, expertise, licences and resources to undertake the Works and has agreed to undertake the Works in accordance with the Contract
- c) In reliance on the Contractor's representations, the Purchaser has entered into the Contract.
- d) The Contract sets out the terms and conditions upon which the Contractor will undertake the Works.

THIS CONTRACT:

- 1) The Purchaser agrees to pay the Contractor the Contract Price, at the times and in the manner prescribed by the Contract, in consideration for the Contractor executing and completing the Works and remedying all defects in accordance with the Contract and otherwise performing all of its obligations in accordance with the Contract.
- 2) The Contractor shall ensure compliance of The Global Fund's Code of Conduct for Suppliers (https://www.theglobalfund.org/media/3275/corporate_codeofconductforsuppliers_policy_en.pdf), as amended from time to time.
- 3) In the Contract words and expressions will have the same meanings as are respectively assigned to them in the General Conditions.

4) The following documents, listed in the order of priority, are deemed to form and be read and construed as part of the Contract:

- 4.1 this Instrument of Agreement;
- 4.2 the Schedule of Details;
- 4.3 the Particular Conditions;
- 4.4 the General Conditions;
- 4.5 the Specification;
- 4.6 the Drawings; and
- 4.7 the remaining Schedules.

IN WITNESS WHEREOF, the Parties have caused this Contract to be executed by their respective duly authorised representatives as of the date first written above:

SIGNED BY _____

[insert name of authorised signatory of SAMS]

Duly authorised to sign this Contract for and on behalf of the Employer,

SAMS: In the presence of:

Signature _____ (witness)

Address _____

Occupation _____

SIGNED BY _____

[Insert name of authorized signatory of the

Contractor] Duly authorised to sign this Contract for and on behalf of the

Contractor, ***[insert]***: In the presence of:

Signature _____ (witness)

Address _____

Occupation _____

CONDITIONS OF CONTRACT

General Conditions

1. GENERAL PROVISIONS

1.1 Definitions

In the Contract as defined below, the words and expressions defined have the following meanings assigned to them, except where the context requires otherwise:

"Bank Guarantee for advance payment" means the security (or securities) to be provided under Sub-Clause 11.3 [*Advance Payment*].

"Bank Guarantee for performance" means the security (or securities) to be provided under Sub-Clause 4.4 [*Bank Guarantee for Performance*].

"Bill of Quantities" means the document, if any, entitled Bill of Quantities set out in the Schedule of Contract Price.

"Commencement Date" means the date stated in the Schedule of Details.

"Contract" means the Instrument of Agreement, these General and Particular Conditions, the Schedules and the further documents (if any) which are listed in the Instrument of Agreement.

"Contract Price" means the price specified in the Schedule of Details, subject to any increases or decreases as may be made in accordance with this Contract.

"Contractor" means the entity named as the "Contractor" in the Instrument of Agreement and the legal successors in title and assigns to this entity.

"Contractor's Equipment" means all apparatus, machinery, vehicles, facilities and other things required for the execution of the Works but does not include Materials or Plant.

"Contractor's Personnel" means the Contractor's Representative and all personnel the Contractor utilises on the Site, which may include the staff, labour, agents and other employees of the Contractor and of each subcontractor and any other personnel assisting the Contractor in the execution of the Works.

"Contractor's Representative" means the person named as such in the Schedule of Details or appointed from time to time by the Contractor under Sub-Clause 4.2, who acts on behalf of the Contractor.

"Cost" means all direct and reasonable expenditure properly incurred in connection with the execution of the Works by the Contractor but does not include non-project specific overheads, profit or loss of profit.

"Country" means the country in which the Site is located.

"Date of Substantial Completion" means the date when the Works have reached Substantial Completion as stated in the Taking-Over Certificate.

"day" means a calendar day, unless provided otherwise.

"Defects Notification Period or Comprehensive Warranty Period" means the period for notifying defects in the Works under Sub-Clause 9.1, as stated in the Schedule of Details (with any extension under Sub-Clause 9.1), calculated from the Date of Substantial Completion as stated in the Taking-Over Certificate issued under Sub-Clause 8.2.

"Drawings" means the drawings of the Works as listed in the Schedule of Works, and any additional or modified drawings issued by (or on behalf of) the Employer.

"Employer" means the entity named as the "Employer" in the Instrument of Agreement, and the legal successors in title and assigns and novatees to this entity.

"Employer's Representative" means the person named as such in the Schedule of Details or as otherwise notified by the Purchaser to the Contractor, who acts on behalf of the Employer.

"Employer's Risks" means those matters listed in Sub-Clause 6.1.

"Final Completion Certificate" means the certificate issued under Sub-Clause 9.3.

"Force Majeure" means an event or circumstance which is beyond the control and without the fault or negligence of the Party affected and which by the exercise of reasonable diligence the Party affected was unable to prevent provided that event or circumstance is limited to the following:

- a) war, (whether war be declared or not), invasion, act of foreign enemies within the Country;
- b) rebellion, terrorism, revolution, insurrection, military or usurped power, or civil war within the Country;
- c) munitions of war, ionising radiation or contamination by radio-activity within the Country, except as may be attributable to the Contractor's use of such munitions, explosives, radiation or radio-activity; and
- d) earthquake, hurricane, typhoon, tsunami or fire emanating from outside the Site within the Country that are outside the normal range for that place at that time of year, but excluding any other weather conditions regardless of the severity.

"General Conditions" means these general conditions of Contract.

"Instrument of Agreement" means the document signed by the Parties and forming part of the Contract.

"Materials" means things of all kinds (other than Plant) intended to form or forming part of the permanent work.

"Particular Conditions" means the particular conditions (if any) set out immediately before the Schedules to the Contract.

"Party" means either the Purchaser or the Contractor.

"Plant" means the machinery, vehicles and apparatus intended to form or forming part of the permanent work.

"Project" means the project described in the Schedule of Details.

"Schedule of Contract Price" is Schedule 4.

"Schedule of Details" is Schedule 1.

"Schedule of Payment" is Schedule 5.

"Schedule of Security" is Schedule 6.

"Schedule of Site" is Schedule 3.

"Schedule of Works" is Schedule 2.

"Schedules" means Schedules 1 to 12 to this Contract, including any further documents which are annexed or attached to, or incorporated by reference into **Schedules 1 to 12**.

"Site" means the places provided by the Purchaser where the Works are to be executed and to which Plant and Materials are to be delivered as shown in the Schedule of Site, and any other places specified in the Contract as forming part of the Site.

"Specification" means the requirements or documents as listed in the Schedule of Works, including Employer's requirements in respect of design to be carried out by the Contractor, if any, and any Variation to such document.

"Substantial Completion" means that stage in the execution of the Works when the following has occurred:

- (a) the Works are performed and completed in accordance with this Contract except for minor defects which would not affect the performance or operation of the Works;
- (b) all tests required by this Contract have been undertaken and successfully passed;
- (c) all documents, technical and other information, including plans, designs, drawings, as-built drawings, engineering information, data, specifications, reports and any other information required under this Contract have been supplied to the Employer's Representative in accordance with this Contract or as directed by the Employer's Representative from time to time;
- (d) all third party warranties and certificates and local authority approvals have been issued and provided to the Employer's Representative; and
- (e) any other preconditions to Substantial Completion set out in the Schedule of Details have been met.

"Taking-Over Certificate" means a certificate issued under Clause 8 certifying that the Works have reached Substantial Completion and stating the Date of Substantial Completion.

"Time for Completion" means the time for completing the Works as stated in the Schedule of Details (or as extended under Sub-Clause 7.3), calculated from the Commencement Date.

"Variation" means a change, alterations, addition or omission to the Works which is instructed by the Employer's Representative under Sub-Clause 10.1

"Works" means all the work and design (if any) to be performed by the Contractor in accordance with this Contract as specified in the Schedule of Works, including temporary work and any Variation.

1.2 Interpretation

Words importing persons or parties include firms and organisations. Words importing singular or one gender include plural or the other gender where the context requires.

1.3 Priority of Documents

The documents forming the Contract are to be taken as mutually explanatory of one another. If an ambiguity or discrepancy is found in the documents, the Employer's Representative will issue any necessary instructions to the Contractor, and the priority of the documents is in accordance with the order as listed in the Instrument of Agreement.

1.4 Language

The language for communications is English.

1.5 Communications

Any notice, approval, consent or other communication in relation to this Contract must be in writing, signed, dated and marked to the relevant representative of the Parties and sent to the address for service of notices and communications set out in the Schedule of Details.

1.6 Statutory Obligations

The Contractor must comply with the laws of the countries where activities are performed. The Contractor must give all notices and pay all fees and other charges in respect of the Works.

1.7 Assignment

The Contractor must not assign or novate any of its rights or obligations under this Contract without prior written consent of the Employer.
The Purchaser has the right to assign or novate any or all of its rights or obligations under this Contract after giving written notice to the Contractor.

1.8 Confidential Details

The Contractor must keep confidential and must not, without the written consent of the Employer, disclose to any third party the terms and conditions of the Contract, or any documents or other information furnished directly or indirectly by either Party in connection with the Contract or the Works, except if disclosure is required by law or for outside consultants engaged to act in connection with the Works (including insurance and legal advisers). In addition, the Contractor must not (without the prior written consent of the Employer) take, or authorize the taking of, any photograph of the Works or the Site for use in any publicity or advertising.

2. THE PURCHASER

2.1 Provision of Site

The Purchaser will provide non-exclusive possession of the Site and non-exclusive right of access to the Site at the times stated in the Schedule of Details. The Contractor must comply with any conditions relating to the Site as stated in the Schedule of Site.

2.2 Permits and Licenses

The Contractor must obtain and comply with all relevant permits, licences, authorisations and approvals necessary to carry out the Works in accordance with the Contract. The Purchaser must, if requested, assist the Contractor in applying for such permits, licences, authorisations or approvals which are required for the Works.

2.3 Employer's Instructions

The Contractor must comply with all instructions given by the Purchaser or the Employer's Representative in respect of Works. The Purchaser or the Employer's Representative is entitled to suspend progress of part or all of the Works at any time and for any reason by giving the Contractor written notice. During such suspension, the Contractor must protect, store and secure such part of the Works against any deterioration, loss or damage.

If the Contractor receives a notice of suspension under this Sub-Clause 2.3, the Contractor must suspend progress of the relevant parts of the Works until such time as the Employer's Representative directs the Contractor to resume progress of those parts of the Works by notice in writing.

If a suspension under this Sub-Clause 2.3 has continued for more than 180 consecutive days, the Contractor may request the Employer's Representative's permission to proceed with the Works. If the Employer's Representative does not give permission within 28 days after being requested to do so, the Contractor may, by giving notice to the Employer's Representative, treat the suspension as an omission under Sub-Clause 10.1 of the affected part of the Works. If the suspension affects the whole of the Works, the Contractor may give a notice in accordance with Sub-Clause 12.2.

2.4 Approvals

No approval or consent or absence of comment by the Purchaser or the Employer's Representative will affect the Contractor's obligations.

3. EMPLOYER'S REPRESENTATIVE

3.1 Employer's Representative

The Employer's Representative is authorised to carry out the duties assigned to it in the Contract. The Employer's Representative has no authority to amend the terms of the Contract unless an amendment is authorised and approved in writing by the Employer. The Employer's Representative may instruct Variations in accordance with Clause 10.

3.2 Employer's Representative's Assistant

The Employer's Representative may from time to time assign duties and delegate authority to an individual to carry out certain duties. The appointee may be notified by the Purchaser to the Contractor from time to time. The Purchaser must notify the Contractor of the delegated duties and authority of this Employer's Representative's assistant.

4. THE CONTRACTOR & PERFORMANCE OF THE WORKS

4.1 General Obligations

The Contractor must carry out the Works properly and in accordance with the Contract, including all works which are necessary to satisfy the Specifications and the Drawings and all other works which (although not expressly mentioned in the Contract) are necessary for the stability and/or for the completion, and/or safe and proper operation of the Works. The Contractor must provide all supervision, labour, Materials, Plant and Contractor's Equipment which may be required. All Materials and Plant on Site are deemed to be the property of the Employer.

The Contractor must comply with all applicable occupational health and safety and environmental laws, guidelines, rules, procedures, quality control requirements and codes of practice including those stated in the Schedule of Works and any provided to the Contractor by the Employer's Representative.

The Contractor is deemed to have inspected and examined the Site, its surroundings, and access to the Site and to have satisfied itself that the Site and access to the Site, including security, is suitable for the Works and is deemed to have obtained all necessary information as to risks which may affect execution of the Works including climatic, hydrological and natural conditions and is not entitled to an increase to the Contract Price or to an extension to the Time for Completion based upon such conditions encountered during the execution of the Works that could have been reasonably foreseen by an experienced contractor acting in accordance with industry best practice.

The Contractor must, in a form acceptable to the Employer's Representative, provide the Employer's Representative with monthly, or more frequently on request by the

Employer's Representative, reports in relation to the Works and any occupational, health and safety issues in relation to the Works. The report must comply with any requirements stated in the Schedule of Works.

4.2 Contractor's Representative

The Contractor's Representative is named in the Schedule of Details. The Contractor must not replace the Contractor's Representative without the prior written consent of the Employer's Representative and must submit to the Employer's Representative for approval the name and particulars of the person the Contractor proposes to replace the Contractor's Representative. The Contractor is responsible for all acts and omissions of the Contractor's Representative.

The Contractor gives the Contractor's Representative all authority necessary to act on the Contractor's behalf under the Contract.

4.3 Subcontracting

The Contractor must not subcontract the whole of the Works. The Contractor should not subcontract any part of the Works without the prior written consent of the Employer's Representative. Subcontracting shall not relieve the Contractor from the responsibility of completing the works and giving the performance as per the Contract.

4.4 Bank Guarantee for Performance

Unless otherwise stated in the Schedule of Details, the Contractor must deliver to the Employer, within 14 days of the Commencement Date, an unconditional and irrevocable on-demand bank guarantee in the form provided in the Schedule of Security, from a bank approved by the Employer, for the amount stated in the Schedule of Details.

Any Bank Guarantee for performance provided to the Purchaser under Sub-Clause 4.4 must be valid for three months beyond Defects Notification Period under Contract.

The Purchaser may withhold, retain or set off from any payment due to the Contractor under this Contract amounts to protect the Purchaser against any costs, charges, expenses and damages for which the Contractor is liable to the Purchaser under or in connection with this Contract. This right to withhold, retain or set off does not limit the Employer's right to recover those amounts in any other way.

4.5 Contractor's Personnel

The Contractor's Personnel must be appropriately qualified, skilled and experienced in their respective trades or occupations. The Employer's Representative may require the Contractor to remove (or cause to be removed) any person employed on the Site or in the execution of the Works, including the Contractor's Representative who in the opinion of the Employer's Representative:

- a) persists in any misconduct or lack of care;
- b) carries out duties incompetently or negligently;
- c) fails to conform with any provisions of the Contract; or
- d) persists in any conduct which is prejudicial to safety, health, or the protection of the environment.

Where this Sub-Clause 4.5 applies, the Contractor must then appoint (or cause to be appointed) a suitable replacement person for each person so removed.

The Contractor must provide and maintain all necessary sanitary and welfare facilities for the Contractor's personnel and must at all times take all reasonable precautions to maintain the health and safety of the Contractor's personnel and comply with all relevant labour laws.

The parties agree that if the Employer's Representative becomes aware that the Contractor has failed to pay any subcontractor's or the Contractor's Personnel in

accordance with this Contract, and the Employer's Representative gives the Contractor written notice 48 hours before the Purchaser intends to pay, the Purchaser may, in its absolute discretion, pay those staff, labour or subcontractors the amount the Employer's Representative determines is, or may be owing and the Purchaser may recover any such amount paid as a debt due from the Contractor to the Employer.

The Purchaser will not be liable for or in respect of any damages or compensation payable at law in respect or in consequence of any accident or injury to any of the Contractor's Personnel, unless resulting from any act or default of the Employer, its agents or servants. The Contractor must defend, hold and save harmless and indemnify the Purchaser against all claims and proceedings, as well as damages and compensation in relation to any accident or injury to any of the Contractor's Personnel, unless resulting from any act or default of the Employer, its agents or servants. The Contractor is responsible for all costs, including legal costs, charges and expenses whatsoever associated with the defence of the Employer. In defending the Employer, the Contractor shall not enter into a settlement agreement without the prior written approval of the Employer.

4.6 Publicity and Use of the Name, Emblem or official Seal of the Purchaser

The Contractor must not advertise or otherwise make public for purposes of commercial advantage or goodwill that it has a contractual relationship with the Employer, nor must the Contractor, in any manner whatsoever use the name, emblem or official seal of the Employer, or any abbreviation of their name in connection with its business or otherwise without the written permission of the Employer. This Sub-Clause survives the completion, expiry or termination of the Contract.

4.6 Mines

- a) The Contractor warrants and represents that neither it, its parent entities (if any), nor any of the Contractor's subsidiaries or affiliated entities (if any) is engaged in the sale or manufacture of anti-personnel mines or components utilised in the manufacture of anti-personnel mines.
- b) The Contractor acknowledges and agrees that any breach of this Sub-Clause 4.7 entitles the Purchaser to terminate the Contract immediately in accordance with Sub-Clause 12.1, without any liability for termination charges or any other liability of any kind.

4.8 Official-Not-To-Benefit, Corruption and Fraud

- a) The Contractor warrants that it has not engaged, or attempted to engage, in any way whatsoever, in any corruption or fraud in connection with the selection process or the execution of this Contract or any other activities of the Employer, involving, in any way whatsoever, any Employer's personnel or representative, official, or other agent of the Employer.
- b) In this Sub-Clause 4.8, "corruption" means the offering, giving, receiving or soliciting from or to any person, directly or indirectly, anything of value as an inducement or reward:
 - i. for doing or forbearing to do any action in relation to the Contract, the selection process or any other activities of the Employer; or
 - ii. for showing or forbearing to show favour or disfavour to any person in relation to the Contract, or any other activities of the Employer.

- c) In this Sub-Clause 4.8, "fraud" means a misrepresentation or omission of fact(s) in order to influence, or to attempt to influence, the selection process or the execution of this Contract or any other activities of the Employer.
- d) Contractor acknowledges and agrees that any breach of this Sub-Clause 4.8 entitles the Purchaser to terminate the Contract immediately by written notice in accordance with Sub-Clause 12.1, without any liability for termination charges or any other liability of any kind.

4.9 Supply of Water

The Contractor must provide on the Site, for the duration of the Works, an adequate supply of drinking and other water for the use of its staff and labour.

4.10 Alcoholic Liquor or Drugs

The Contractor must not bring onto or store on the Site, import, sell, give, barter or otherwise dispose of any alcoholic liquor or drugs, or permit or suffer any such importation, sale, gift, barter or disposal by its subcontractors, agents, staff or labour.

4.11 Arms, Ammunition & Explosives

Unless otherwise stated in the Schedule of Works or instructed or permitted by the Purchaser in writing, the Contractor must not bring onto or store on the Site, give, barter or otherwise dispose of to any person or persons, any arms, ammunition or explosives of any kind or permit or suffer the same.

4.12 Festivals and Religious Customs

The Contractor must in all dealings with its staff and labour have due regard to all recognised festivals, days of rest and religious or other customs.

4.13 Epidemics

In the event of any outbreak of illness of an epidemic nature, the Contractor must comply with and carry out such regulations, orders and requirements as may be made by the relevant authorities or local medical or sanitary authorities for the purpose of dealing with or overcoming the epidemic.

4.14 Fundamental Principles and Rights at Work:

- a) The Contractor warrants that it will comply with, and ensure the Contractor's Personnel will comply with, the 1998 International Labour Organization (ILO) Declaration on Fundamental Principles and Rights at Work. These universal rights, as applied in the context of ILO, are freedom of association and the effective recognition of the right to collective bargaining, the elimination of forced or compulsory labour, the abolition of child labour and the elimination of discrimination in respect of employment and occupation.
- b) The Contractor must provide a safe and secure working environment, and provide separate amenities on the Site, for women employed in the execution of the Works.
- c) The Contractor acknowledges and agrees that any breach of this Sub-Clause 4.14 entitles the Purchaser to terminate the Contract immediately in accordance with sub-Clause 12.1, without any liability for termination charges or any other liability of any kind.
- d) The Contractor shall at all times during the continuance of the Contract comply fully with all existing Acts, regulations and bylaws including all statutory amendments and re-enactments and acts that may be passed in future either by the state or the Central Government or local authority, including, Indian Workmen's Compensation Act, Contract Labour (Regulation and Abolition) Act 1970 and Equal remuneration Act 1976. Factories Act, Minimum Wages Act, provident fund regulations employees provident Fund Act and schemes made under same Act, Health and Sanitary Arrangements for workmen,

Insurance and other benefits and shall keep the Purchaser indemnified in case any action is commenced for contravention by the contractor

4.15 Child Labour

- a) The Contractor represents and warrants that neither it, its parent entities (if any), nor any of the Contractor's subsidiary or affiliated entities (if any) is engaged in any practice inconsistent with the rights set forth in the Convention on the Rights of the Child, including Article 32 thereof, which, *inter alia*, requires that a child must be protected from performing any work that is likely to be hazardous or to interfere with the child's education, or to be harmful to the child's health or physical, mental, spiritual, moral, or social development.
- b) The Contractor acknowledges and agrees that any breach of this Sub-Clause 4.15 entitles the Purchaser to terminate the Contract immediately in accordance with Sub-Clause 12.1, without any liability for termination charges or any other liability of any kind.

4.16 Sexual Exploitation

- a) The Contractor must take all appropriate measures to prevent sexual exploitation or abuse of anyone by the Contractor's Personnel. For these purposes, sexual exploitation and abuse includes sexual activity with any person less than eighteen years of age, regardless of any laws relating to consent, unless such sexual activity is consensual between two persons who are married and such marriage is recognized as valid under the laws of the country of citizenship of such Contractor's personnel.
- b) In addition, the Contractor must refrain from, and must take all reasonable and appropriate measures to prohibit its employees or other persons engaged and controlled by it from exchanging any money, goods, services, or other things of value, for sexual favours or activities, or from engaging any sexual activities that are exploitive or degrading to any person.
- c) The Contractor acknowledges and agrees that any breach of this Sub-Clause 4.16 entitles the Purchaser to terminate the Contract immediately in accordance with Sub-Clause 12.1, without any liability for termination charges or any other liability of any kind.

4.17 Security of the Site

Unless otherwise stated in the Contract, the Contractor must keep unauthorised persons from entering the Site. Authorised persons are limited to the Contractor's Personnel and the Employer's personnel and any other personnel notified to the Contractor, by the Purchaser or the Employer's Representative, as authorised personnel of the Purchaser or the Employer's other contractors on the Site. The security and safety of the Site, the Contractor's Equipment, the Employer's equipment, Plant, Materials and all other property or personnel on the Site is the sole responsibility of the Contractor. The Contractor must comply with any other security requirements set out in the Schedule of Site.

4.18 Unexploded Ordinances

If at any time during the carrying out of the Works the Contractor discovers an unexploded ordinance or land mine, the Contractor must immediately stop work, notify the Employer's Representative, take all necessary steps to ensure the safety of all persons and property and secure the Site. The Contractor must immediately resume the Works when instructed by the Employer's Representative that it is safe to do so.

5. DESIGN BY CONTRACTOR

5.1 Contractor's Design

The Contractor must carry out design to the extent specified in accordance with the Contract, including the Schedule of Works. The Contractor must promptly submit to

the Employer's Representative all designs prepared by the Contractor. Within 14 days of receipt the Employer's Representative may notify any comments or, if the design submitted is not in accordance with the Contract, may reject it stating the reasons. The Contractor must not construct any element of the permanent work designed by the Contractor without the approval and prior written consent of the Employer's Representative or where the design for that element has been rejected. Design that has been rejected must be promptly amended and resubmitted. The Contractor must resubmit all designs commented on, taking these comments into account as necessary.

5.2 Design by Contractor

The Contractor is responsible for any design it has prepared and such design must be fit for the intended purposes defined in the Contract. The Contractor is also responsible for any infringement of any patent or copyright in respect of the same.

6. EMPLOYER'S RISKS

6.1 Employer's Risks

In this Contract, Employer's Risks mean:

- a) a Force Majeure event,
- b) a suspension under Sub-Clause 2.3 unless it is attributable to the Contractor's failure, act, omission or breach,
- c) any delay or disruption caused by any Variation, except where that Variation is caused by the Contractor's failure, act, omission or breach,
- d) any act, omission or breach by the Purchaser or its agents, and
- e) the occurrence of any event specified in the Schedule of Details.

7. TIME FOR COMPLETION

7.1 Execution of the Works

The Contractor must commence the Works on the Commencement Date and must proceed expeditiously and without delay and must complete the Works within the Time for Completion.

7.2 Programme

Within the time stated in the Schedule of Details, the Contractor must submit to the Employer's Representative for approval, a programme for the Works in accordance with and in the form stated in the Schedule of Works. The programme will be used to monitor the progress of the Works under the Contract. The Employer's Representative may request the Contractor to submit an amended programme at any time for approval.

7.3 Extension of Time

Subject to Sub-Clause 10.3, the Contractor may be entitled to an extension to the Time for Completion if it is or will be delayed by any of the Employer's Risks.

Despite any other provision in this Contract, the Employer's Representative may, in its absolute discretion and at any time, grant an extension to the Time for Completion. Such an extension must be granted in writing.

7.4 Late Completion

If the Contractor fails to complete the Works within the Time for Completion, the Contractor must pay delay damages for such failure in the amount stated in the Schedule of Details for each day for which the Contractor fails to complete the Works up to and including the Date of Substantial Completion as stated in the Taking-Over Certificate.

If the cumulative amount of delay damages reaches the amount stated in the Schedule of Details, the Purchaser may terminate the Contract at any time in accordance with Sub-Clause 12.1.

8. TAKING OVER

8.1 Completion

The Contractor must notify the Employer's Representative in writing as soon as it considers that the Works have reached the stage of Substantial Completion.

8.2 Taking-Over Certificate

After receiving the notice under Sub-Clause 8.1, the Employer's Representative must either issue a Taking-Over Certificate stating the Date of Substantial Completion or notify the Contractor that there are defects or deficiencies in the Works that prevent Substantial Completion being reached.

If the Employer's Representative notifies the Contractor that there are defects or deficiencies in the Works, the Contractor must correct the defects or deficiencies and the procedures in this Clause 8 must be repeated until the Employer's Representative issues a Taking-Over Certificate.

The Contractor acknowledges and agrees that it takes full responsibility for the care of the Works until the Date of Substantial Completion and that no partial or entire use or occupancy of the Site or the Works by the Purchaser in any way constitutes an acknowledgement by the Purchaser that Substantial Completion has occurred, nor does it release the Contractor from any of its warranties, obligations or liabilities under or in connection with this Contract.

The Purchaser must take over the Works upon the Date of Substantial Completion.

After issuance of the Taking-Over Certificate the Contractor must promptly complete any outstanding work, submit a statement in accordance with Sub-Clause 11.2 and, subject to Clause 9, clear the Site.

8.3 Testing

The Contractor must undertake all tests in accordance with the requirements set out in the Schedule of Works, and must agree, with the Employer's Representative, 4 days prior written notice of the time and place for the specified testing of any Plant, Materials and other parts of the Works.

9. REMEDYING DEFECTS

9.1 Remedying Defects

The Employer's Representative may at any time prior to the expiry of the relevant Defects Notification Period, notify the Contractor of any defects or outstanding work. The Contractor must remedy at no cost to the Purchaser any defects due to the Contractor's design, Materials, Plant or workmanship not being in accordance with the Contract. The timing of remedying a defect must be agreed between the Parties, or failing agreement, be reasonably specified by the Employer's Representative.

If the Contractor fails to rectify the defect within the time agreed or specified, the Employer's Representative may do so or engage another party to do so at the Contractor's risk and expense and any cost will be a debt due from the Contractor to the Employer.

The Defects Notification Period will be extended to the extent that the Works, part of the Works or a major item of Plant (as the case may be) cannot be used for the purposes for which they are intended by reason of a defect or damage or failure by the

Contractor to comply with any other obligation of the Contract and such extension will be equal to the period for which the Works, part of the Works or major item of Plant cannot be so used for the purpose intended or, if instructed in writing by the Employer's Representative, the Defects Notification Period will recommence (and restart from the beginning) from the date of the repair, replacement or making good of such defect or damage, but only in respect of that part of the Works repaired, replaced or made good.

9.2 Uncovering and Testing

The Employer's Representative may give instruction as to the uncovering and/or testing of any work. Unless as a result of any uncovering and/or testing it is established that the Contractor's design, Materials, Plant or workmanship are defective or not in accordance with the Contract or the Contractor did not give sufficient notice in accordance with Sub-Clause 8.3 before covering the relevant parts of the Works, the Contractor will be paid for such uncovering and/or testing as a Variation in accordance with Sub-Clause 10.2. If the Contractor did not give sufficient notice in accordance with Sub-Clause 8.3 before covering the relevant parts of the Works or if the Employer's Representative establishes that the Contractor's design, Materials, Plant or workmanship are defective or not in accordance with the Contract, the Contractor must (at its cost) then promptly make good the defect and ensure that the rejected item complies with the Contract and bears the cost of uncovering and testing.

9.3 Final Completion Certificate

Performance of the Contractor's obligations will not be considered to have been completed until the Employer's Representative has issued the Final Completion Certificate to the Contractor, stating the date on which the Contractor completed its obligations under the Contract.

The Employer's Representative must issue the Final Completion Certificate within 28 days after the latest of the expiry dates of the Defects Notification Periods or as soon thereafter as the Contractor has supplied all relevant documents and completed and tested all of the Works, including remedying defects notified under Sub-Clause 9.1. A copy of the Final Completion Certificate must be issued to the Employer. Notwithstanding this the Purchaser may issue the Final Completion Certificate at any time after the Employer's Representative has issued the Taking-Over Certificate.

9.4 Unfulfilled Obligations

After the Final Completion Certificate has been issued, each Party remains liable for the fulfilment of any obligation which remains unperformed at that time. For the purposes of determining the nature and extent of unperformed obligations, the Contract is deemed to remain in force.

10. VARIATIONS AND CLAIM

10.1 Right to Vary

The Employer's Representative may, in its absolute discretion and at any time before the Taking-Over Certificate is issued, initiate, or immediately instruct Variations by written notice and the Contractor must carry out and be bound by any such Variations. Unless otherwise instructed by the Employer's Representative in this notice, the Contractor must provide a detailed breakdown of the increase or decrease in the Contract Price and any effect on the Time for Completion within 7 days of receipt of this notice, and before the Contractor carries out the Variation. The Contractor must then execute and is bound by the Variation unless otherwise instructed by the Employer's Representative.

The Contractor agrees that a Variation may involve an omission of any part or parts of the Works and in the case of an omission the Purchaser may engage others to perform that part or parts so omitted.

10.2 Valuation of Variations

Variations will be valued by the Employer's Representative as follows:

- a) at a rate or lump sum price agreed between the Parties, or in the absence of agreement
- b) where appropriate, at rates in the Bill of Quantities, or if there are no applicable rates in the Bill of Quantities, at the rates in the schedule of Variation rates contained in the Schedule of Contract Price, or
- c) in the absence of appropriate rates, then a fair and reasonable valuation of the Variation will be made by the Employer's Representative, or
- d) if the Employer's Representative so instructs, at day work rates set out in the Schedule of Contract Price for which the Contractor must keep records of hours of labour and Contractor's Equipment, and of Materials used.

For the avoidance of doubt the Contractor's entitlement to payment for a Variation excludes non-project specific overheads and costs.

10.3 Notice of Delay

The Contractor must notify the Employer's Representative as soon as practicable and in any case in writing no later than 7 days (or within a time frame notified by the Employer's Representative) after it becomes aware of any event or circumstance which may delay or disrupt the Works, or which may give rise to a claim for additional payment, Costs and/or other entitlements or relief from obligations, under any Clause of these General Conditions or otherwise arising out of or in connection with the Contract. The Contractor must take all reasonable steps to minimise these effects.

The notice submitted by the Contractor under this Sub-Clause 10.3 must set out details of the event or circumstance giving rise to the claim, and if requested supply supporting documents, stating a reasonable period by which the Contractor believes the Time for Completion should be extended and the nature and extent of any additional resultant Costs. As soon as practicable after the receipt of this notice, the Employer's Representative will notify the Contractor of the period, if any, by which the Time for Completion will be extended and additional payment of Costs (if any) to which the Contractor is entitled under the Contract. The Employer's Representative may also respond with comments and request any necessary further particulars.

The Contractor is not entitled to an extension to the Time for Completion or additional payment or Costs if it does not submit a notice in accordance with and within the time stated in Sub-Clause 10.3 in which case the Contractor will be deemed to have waived its entitlement to make such claim, the Purchaser will be discharged from all liability arising out of or in connection with the claim and the Contractor must comply with its obligations to perform the Works by the Time for Completion and for the Contract Price.

10.4 Right to Claim

Subject to Sub-Clause 10.3, if the Contractor incurs Cost as a result of any of the Employer's Risks, other than a Force Majeure event, the Contractor will be entitled to the amount of such Cost. If as a result of any of the Employer's Risks, it is necessary to change the Works, this will be dealt with as a Variation.

10.5 Adjustments for Changes in Cost

Unless otherwise expressly stated in the Schedule of Contract Price, the Contract Price, and the rates and prices inserted in the Bill of Quantities, will not be adjusted for rises or falls in the cost of labour, goods and other inputs to the Works and the

Contract Price and the rates and prices inserted in the Bill of Quantities, will be deemed to include amounts to cover contingency of rises and falls in the cost of labour, goods and other inputs to the Works.

11. CONTRACT PRICE AND PAYMENT

11.1 Contract Price & Valuation of the Works

The Purchaser must pay the Contractor the Contract Price in accordance with this Clause 11 and the Schedule of Contract Price. The Contractor is deemed to have satisfied itself as to the correctness and sufficiency of the Contract Price and all fixed unit rates and prices in the Contract.

11.2 Statements

The Contractor must submit a statement to the Employer's Representative in accordance with the requirements and timings stated in the Schedule of Payment or otherwise as notified by the Employer's Representative in writing. Each statement must be in a form approved by the Employer's Representative, showing the value of the work performed and details of any other amounts to which the Contractor considers itself entitled. If requested by the Employer's Representative, when submitting the statement the Contractor must provide verification of all payments owed to subcontractors and the Contractor's Personnel.

The statement must be based on the prices and/or rates set out in the Bill of Quantities or as otherwise set out in the Schedule of Contract Price.

If a percentage is stated in the Schedule of Details, the Contractor will be entitled to that percentage of the value of Materials and Plant listed in the Schedule of Details if such Plant and Materials are in accordance with the Contract, delivered to and properly stored on the Site at a reasonable time.

Within 28 days after the Employer's Representative issues the Taking-Over Certificate, the Contractor must submit a statement to the Employer's Representative as its final statement in respect of the Contract Price and any claim the Contractor has in respect of the Works under the Contract which the Contractor considers to be due from the Purchaser for all events and circumstances that have occurred up to the Date of Substantial Completion stated in the Taking-Over Certificate.

The Contractor is not entitled to make, and the Purchaser is released from, any new claim or an increased existing claim against the Purchaser in respect of the Contract Price or otherwise in respect of all events and circumstances that have occurred up to the earlier of the submission of the statement or expiration of the 28 days.

11.3 Advance Payment

- a) The Purchaser will make the advance payment a maximum of 10% of the total contract value (if any) set out in the Schedule of Payment, as a loan for mobilisation, when the Contractor submits a Bank Guarantee for advance payment in accordance with this Sub-Clause 11.3. If no advance payment is set out in the Schedule of Payment, then this Sub-Clause 11.3 will not apply.
- b) Unless otherwise notified by the Employer, the Purchaser will pay the advance payment only after receiving the Bank Guarantee for performance (if any) in accordance with Sub-Clause 4.4 and a Bank Guarantee for advance payment in accordance with Sub-Clause 11.3(c), in amounts and currencies equal to the advance payment.
- c) The Bank Guarantee for advance payment payable in accordance with Sub-Clause 11.3(b), must be an unconditional and irrevocable on-demand bank guarantee in the form provided in the Schedule of Security, from a bank

approved by the Employer. Unless and until the Purchaser receives this guarantee, Sub-Clause 11.3 will not apply.

- d) The Contractor must ensure that the Bank Guarantee for advance payment is valid and enforceable until the whole of the advance payment has been repaid, but its amount may be progressively reduced by the amount repaid by the Contractor in the interim payments. If the terms of the guarantee specify its expiry date, and the advance payment has not been repaid by the date 28 days prior to the expiry date, the Contractor must extend the validity of the guarantee until the advance payment has been repaid.
- e) The advance payment must be repaid by the Contractor through percentage deductions in interim payments. The Purchaser will deduct a percentage of each interim payment, at the rate stated in the Schedule of Payments, until such time as the advance payment has been repaid.
- f) If the advance payment has not been repaid prior to the issue of the Taking Over Certificate for the Works or prior to termination of the Contract, the whole of the balance then outstanding will immediately become due and payable by the Contractor to the Employer.

11.4 Interim Payment

Within 28 days of delivery of each statement submitted in accordance with Sub-Clause 11.2, the Purchaser will pay to the Contractor the amount shown in the Contractor's statement at the rate stated in the Schedule of Details and less any amounts to be deducted for advance payment and repayments in accordance with Sub-Clause 11.3, and less any other amount for which the Employer's Representative has specified its reasons for disagreement or that has become due under the Contract. The Purchaser is not bound by any sum previously considered by the Purchaser to be due to the Contractor

The Purchaser may withhold interim payments until it receives the performance security under Sub-Clause 4.4 (if any).

11.5 Final Payment

Within 7 days after receiving the Final Completion Certificate, the Contractor must submit a final account to the Employer's Representative together with any documentation reasonably required to enable the Purchaser to ascertain the final contract value.

Within 28 days after the submission of this final account, the Purchaser must pay to the Contractor any amount due. If the Purchaser disagrees with any part of the Contractor's final account, the Purchaser must specify its reasons for disagreement when making payment.

11.6 Currency

Payment will be in the currency stated in the Schedule of Details.

11.7 Delayed Payment

The Contractor is not entitled to any interest in respect of any amount in any statement submitted to the Purchaser in accordance with Sub-Clause 11.2 which remains due and unpaid.

11.8 Provisional Sums

If a provisional sum is included in the Schedule of Contract Price, it will not be payable by the Purchaser unless the Employer's Representative directs the Contractor to perform the work or item to which the provisional sum relates. If the Employer's Representative directs the Contractor to perform that work, the work or item will be

priced by the Employer's Representative in accordance with Sub-Clause 10.2, and the difference will be added to or deducted from the Contract Price.

11.9 Audit and Investigations

- a) Each payment made by the Purchaser to the Contractor may be subject to a post-payment audit by auditors, whether internal or external, of the Purchaser or by other authorised and qualified agents of the Purchaser at any time during the term of the Contract and for a period of two (2) years following the expiration or prior termination of the Contract. The Purchaser is entitled to a refund from the Contractor for any amounts shown by such audits to have been paid by the Purchaser other than in accordance with the terms and conditions of the Contract.
- b) The Contractor acknowledges and agrees that, from time to time, the Purchaser may conduct investigations relating to any aspect of the Contract or the award thereof, the obligations performed under the Contract, and the operations of the Contractor generally relating to performance of the Contract. The right of the Purchaser to conduct an investigation and the Contractor's obligation to comply with such an investigation does not lapse upon issuance of the Final Completion Certificate or prior termination of the Contract. The Contractor must provide its full and timely cooperation with any such inspections, post-payment audits or investigations. Such cooperation must include, but is not limited to, the Contractor's obligation to make available the Contractor's Personnel and any relevant documentation for such purposes at reasonable times and on reasonable conditions and to grant to the Purchaser access to the Contractor's premises at reasonable times and on reasonable conditions in connection with such access to the Contractor's Personnel and relevant documentation. The Contractor must require its agents, including, but not limited to, the Contractor's attorneys, accountants or other advisers, to reasonably cooperate with any inspections, post-payment audits or investigations carried out by the Employer.

12. DEFAULT & TERMINATION

12.1 Default by Contractor

If the Contractor abandons the Works, refuses or fails to comply with a valid instruction of the Purchaser or the Employer's Representative or fails to proceed expeditiously and without delay, or is in breach of the Contract, the Employer's Representative may give notice referring to this Sub-Clause and stating the default.

If the Contractor has not taken all practicable steps to remedy the default within 14 days after the Contractor's receipt of the Employer's Representative's notice, the Purchaser may by a second notice of 14 days, terminate the Contract.

The Purchaser may terminate the Contract immediately by written notice if the Contractor is declared insolvent under Sub-Clause 12.3 or is in breach of Sub-Clauses 4.7, 4.8, 4.14, 4.15 or 4.16 or submits a guarantee, certificate, statement, test result or any other document it is required to submit under the Contract that is false or intentionally misleading.

If the Purchaser delivers a termination notice under this Sub-Clause 12.1, the Contractor must stop work and demobilise (except to the extent specified in the notice from the Employer) and take such action as necessary or as the Employer's Representative directs, for the transfer, protection and preservation of the Employer's property and deliver any required goods and documents to the Employer's Representative. The Contractor must use its best efforts to comply immediately with any reasonable instructions included in the notice for the assignment of any

subcontract and for the protection of life or property or for the safety of the Works. The Contractor must leave behind any Contractor's Equipment, Materials and Plant which the Purchaser or the Employer's Representative instructs, in writing, is to be used until the completion of the Works. The Purchaser may employ others to complete or perform the Works and the cost incurred that exceeds the Contract Price will be a debt due from the Contractor to the Employer.

12.2 Default by Employer

If the Purchaser fails to pay in accordance with the Contract, or if a prolonged suspension affects the whole of the Works as described in Sub-Clause 2.3, the Contractor may give notice referring to this Sub-Clause and stating the default. If the default is not remedied within 14 days after the Employer's receipt of this notice, the Contractor may suspend the execution of all or parts of the Works.

If the default is not remedied within 28 days after the Employer's receipt of the Contractor's notice, the Contractor may by a second notice of 14 days, terminate the Contract. The Contractor must then demobilise from the Site.

12.3 Insolvency

If the Contractor is declared insolvent under any applicable law, the Purchaser may by written notice terminate the Contract immediately.

12.4 Payment upon Termination

After termination, the Contractor is entitled to payment of the unpaid balance of the value of the Works executed and of the Materials and Plant reasonably delivered to the Site, adjusted by the following:

- a) any sums to which the Contractor is entitled under Sub-Clause 10.4,
- b) any sums to which the Purchaser is entitled,
- c) in the absence of appropriate rates, the rates in the Contract will be used as the basis for valuation, or failing which the Employer's Representative will make a reasonable valuation, or
- d) if the Contractor has terminated under Sub-Clause 12.2 or the Purchaser has terminated under Sub-Clause 12.5, the Contractor is entitled to the Cost of its suspension and demobilisation together with a sum equivalent to 5% of the value of those parts of the Works not executed at the date of termination.

The net balance due must be paid or repaid within 28 days of the notice of termination.

12.5 Employer's Entitlement to Terminate for Convenience

The Purchaser may in its absolute discretion terminate the Contract, at any time for the Employer's convenience, by giving notice of such termination to the Contractor. The termination will take effect 28 days after the latter of the dates on which the Contractor receives this notice, or the Purchaser returns the Bank Guarantee for performance.

12.6 Cessation of Work and Removal of Contractor's Equipment

After a notice of termination under Sub-Clauses 12.2, 12.5, 13.2 or 12.3 has taken effect, the Contractor must promptly cease all further work (except to the extent specified in the notice from the Employer) and take such action as necessary or as directed by the Employer, for the transfer, protection and preservation of the Employer's property, protection of life or for the safety of the Works. Unless otherwise notified in writing by the Purchaser under Sub-Clause 12.1, the Contractor must remove all Contractor's Equipment from the Site and remove from the Site any wreckage, rubbish and debris of any kind and leave the whole of the Site in a clean and safe condition.

13. RISK & RESPONSIBILITY

13.1 Contractor's Care of the Works

The Contractor is responsible for the care of the Works from the Commencement Date until the date the taking-over Certificate is issued under Sub-Clause 8.2. Responsibility will then pass to the Employer. If any loss or damage happens to the Works during the above period, the Contractor must rectify such loss or damage so that the Works conform with the Contract and the requirements of any relevant authorities.

The Contractor must defend, hold and save harmless and indemnify, at its own cost, including legal costs, the Employer, its agents and employees from and against all suits, actions, claims and costs arising out of the acts or omissions of the Contractor, its employees, agents or subcontractors in connection with the Works and the Contractor's other obligations under or in connection with the Contract, in respect of any accident, bodily injury, sickness or death to any person, infringement of any intellectual property rights and loss or damage to the Works or any property unless due to an act or default of the Purchaser or its personnel. In defending the Employer, the Contractor shall not enter into a settlement agreement without the prior written approval of the Employer.

13.2 Force Majeure

If a Party is or will be prevented from performing any of its obligations by Force Majeure, the Party affected must notify the other Party immediately in writing and not later than 7 days, setting out full details of the Force Majeure event and the reasons for the Force Majeure event preventing that Party from, or delaying that Party from, performing the affected obligations under this Contract. If instructed by the Employer's Representative, the Contractor must suspend the execution of the affected Works and, to the extent agreed with the Employer's Representative, demobilise the Contractor's Equipment, but only so far as, and for so long as, the performance of those obligations is affected by the Force Majeure event. The affected Party must use its best endeavours to overcome or remove the effects of the Force Majeure event as quickly as possible.

Upon completion of the Force Majeure event, the affected Party must as soon as is reasonably practicable recommence the performance of the affected obligations.

If the event continues for a period of 84 days, either Party may then give notice of termination which will take effect 28 days after the giving of the notice.

After termination, the Contractor is entitled to payment of the unpaid balance of the value of the Works executed and of the Materials and Plant reasonably delivered to the Site, adjusted by the following:

- a) any sums to which the Contractor is entitled under Sub-Clause 10.4,
- b) the Cost of suspension and demobilisation,
- c) any sums to which the Purchaser is entitled.

The net balance due must be paid or repaid within 28 days of the notice of termination.

The Contractor acknowledges and agrees that, with respect to any of its obligations under the Contract, the Contractor will be performing such obligations in areas in which the Employer, is engaged in, preparing to engage in, or disengaging from peacekeeping, humanitarian or similar operations and any delays or failure to perform such obligations arising from or relating to harsh conditions within such areas, shall not, in and to itself, constitute a Force Majeure event.

14. INSURANCES

14.1 Extent of Cover

The Contractor must, on or prior to the Commencement Date, effect and thereafter maintain insurances in the joint names of the Parties:

- a) for loss and damage to the Works, Materials, Plant and the Contractor's Equipment,
- b) for liability of both Parties for loss, damage, death or injury to third parties or their property arising out of the Contractor's performance of the Contract, including the

- c) Contractor's liability for damage to the Employer's property other than the Works, and for liability of both Parties and of any Employer's personnel for death or injury to the Contractor's Personnel except to the extent that liability arises from the negligence of the Employer, any Employer's representative or their employees.

14.2 Arrangements

All insurances must conform with the requirements detailed in the Schedule of Details. The policies must be issued by insurers and in terms approved by the Employer. The Contractor must provide the Purchaser with evidence that any required policy is in force and that the premiums have been paid.

All payments received from insurers relating to loss or damage to the Works must be held jointly by the Parties and used for the repair of the loss or damage or as compensation for loss or damage that is not to be repaired.

14.3 Failure to Insure

If the Contractor fails to effect or keep in force any of the insurances referred to in the previous Sub-Clauses, or fails to provide satisfactory evidence, policies or receipts, the Purchaser may, without prejudice to any other right or remedy, effect insurance for the cover relevant to such default and pay the premiums due and recover the same as a deduction from any other monies due to the Contractor.

15. RESOLUTION OF DISPUTES

15.1 Dispute Resolution Procedure

Unless settled amicably by the Parties' Representatives, any dispute or difference which arises between the Contractor and the Purchaser out of or in connection with the Contract, including any valuation or other decision of the Purchaser ("**Dispute**"), the Dispute must be referred, if requested by either Party, to the Senior Representatives of the Parties set out in the Schedule of Details, or any replacement notified by a Party to the other Party in writing.

If the Senior Representatives of the Parties are unable to resolve a Dispute referred to them within 28 days, either Party may invite the other Party to conciliate the Dispute in accordance with the provisions of Sub-Clause 15.2. Otherwise the Dispute must be referred, if requested by either Party, directly to arbitration in accordance with the provisions of Sub-Clause 15.3.

15.2 Conciliation

- a) In accordance with Sub-Clause 15.1, either Party may invite the other Party to conciliate a Dispute under the Arbitration and Conciliation Act, 1996 (the "Conciliation Rules")
- b) If the Parties do not reach agreement under the Conciliation Rules, the Dispute shall be referred, if requested by either Party, to arbitration in accordance with Sub-Clause 15.3.

15.3 Arbitration

- 1) If the Parties are unable to resolve the Dispute in accordance with Sub-Clause 15.1 or 15.2, the Dispute must, if requested by either Party, be referred to and finally resolved by arbitration in accordance with the Arbitration and Conciliation Act, 1996 ("Arbitration Rules") then in effect.
- 2) The arbitral tribunal shall consist of 3 arbitrators one each to be appointed by the Purchaser and the Supplier. The third Arbitrator shall be chosen by the two Arbitrators so appointed by the Parties and shall act as Presiding arbitrator. In case of failure of the two arbitrators appointed by the parties to reach upon a consensus within a period of 30 days from the appointment of the arbitrator appointed subsequently, the Presiding Arbitrator shall be appointed in accordance with the provisions of the Arbitration and Conciliation Act 1996.
- 3) If one of the parties fails to appoint its arbitrator in pursuance of sub-clause 2) above, within 30 days after receipt of the notice of the appointment of its arbitrator by the other party, then the appointment of the Arbitrator shall be made in accordance with the provisions of the

Arbitration and Conciliation Act 1996

- 4) The venue of Arbitration shall be New Delhi and the language of the arbitration proceedings and that of all councils and communications between the parties shall be English
- 5) The decision of the majority of arbitrators shall be final and binding upon parties. The cost and expenses of Arbitration proceedings will be paid as determined by the arbitral tribunal. However, the expenses incurred by each party in connection with the preparation, presentation, etc. of its proceedings as also the fees and expenses paid to the arbitrator appointed by such party or on its behalf shall be borne by each party itself
- 6) The provisions of the Arbitration and Conciliation Act of 1996 along with the Rules herewith and any statutory modification or reenactment thereof shall apply to arbitration proceedings
- 7) The arbitral proceedings and any information and documents relating to these proceedings must be regarded as confidential.

15.4 Dispute resolution not to delay execution of the Works

Despite any activation of the dispute resolution procedures under Sub-Clause 15.1, the Contractor must continue to execute the Works and its other obligations under or in connection with the Contract.

15.5 Survival

This Clause 15 survives the completion, expiry or termination of the Contract.

16. PRIVILEGES AND IMMUNITIES

Nothing in or relating to the Contract is deemed a waiver, express or implied, of any of the privileges and immunities whatsoever.

PARTICULAR CONDITIONS

Additional Clauses

The General Conditions are amended by the inclusion of the following additional conditions: If nothing is stated, then no additional conditions apply.

Clause	Additional General Condition

Schedules
SCHEDULE 1 - SCHEDULE OF DETAILS

Commencement Date (Sub-Clause 1.1)	Date.....
Contract Price (Sub-Clause 1.1)	<p><i>[If this is a lump sum contract insert the following: “The lump sum amount of [insert the amount in words and figures]”</i></p> <p>See the Schedule of Contract Price & Payment for a breakdown of the Contract Price</p>
Contractor’s Representative (Sub-Clause 1.1)	<i>[name, position title and contact details to be inserted]</i>
Defects Liability Period (Comprehensive Warranty) (Sub-Clause 1.1)	24 months from the date of Final Work Completion Certificate
Employer’s Representative (Sub-Clause 1.1)	<i>[insert name, position title and contact details]</i>
Project (Sub-Clause 1.1)	
Substantial Completion (Sub-Clause 1.1)	No additional grounds.
Time for Completion (Sub-Clause 1.1)	
Address for Service of Notices and Communications (Sub-Clause 1.5)	<p>Employer Attention: Sanjay Rastogi Strategic Alliance Management Services Pvt.Ltd. B-18, Sector-6, Noida, G.B. Nagar – 201301 (Uttar Pradesh)</p> <p>Facsimile :: +91-11-26312514 Contractor : Attention: [to be inserted] Position title: [to be inserted] Address: [to be inserted] Facsimile Number: [to be inserted] Email Address: [to be inserted]</p>

Time(s) for access to and possession of site (Sub-Clause 2.1)	Date
Amount of Bank Guarantee for Performance (Sub-Clause 4.4)	The amount of the Bank Guarantee for performance to be provided under Sub-Clause 4.4 is the amount equal to 3% of the Contract Price. The initial validity of the performance security shall be at least more than two months of warranty period.
Additional Employer's Risks (Sub-Clause 6.1)	If Site is not ready.
Time for Programme Submission (Sub-Clause 7.2)	Within 14 days from the Commencement Date
Delay Damages for failure to complete the Works within the Times for Completion (Sub-Clause 7.4)	Whole of the Works 0.05% of the total contract amount per day subject to a maximum of 10% of the contract value.
Cumulative Amount of Delay Damages (Sub-Clause 7.4)	10%
Percentage of Plant & Materials (Sub-Clause 11.2)	Nil
Percentage deduction for Retention (Sub-Clause 11.4)	Nil
Currencies of payment (Sub-Clause 11.8)	Payments will be made in INR only.
Insurance Details (Sub-Clause 14.2)	<i>[insert insurance requirements and amounts]</i>
Senior Representatives (Sub-Clause 15.1)	Employer: Sanjay Rastogi, Director Strategic Alliance Management Services Pvt. Ltd. Contractor: <i>[insert name, position title and contact details]</i>
Arbitration (Sub-Clause 15.3)	The place of the hearing shall be Delhi

SCHEDULE 2- SCHEDULE OF WORKS

LIST OF WORKS (SITE DETAILS) & SCHEDULING

As per Sub sections A, B and C of SECTION IV of ITB

SCOPE OF WORKS, TECHNICAL SPECIFICATIONS AND DRAWINGS

As per Sub sections D of SECTION IV of ITB

SCHEDULE 3 - SCHEDULE OF SITE

As per Sub Sections A and B of SECTION IV of ITB

SCHEDULE 4 - SCHEDULE OF CONTRACT PRICE

For example:

1. Contract Price

[If this is a lump sum contract, insert the lump sum amount and include the clearest breakdown of the Contract Price. This may be in tabular form.]

2. Bill of Quantities

SCHEDULE 5 - SCHEDULE OF PAYMENT

As per Payment Slab

SCHEDULE 6 - SCHEDULE OF SECURITY

BANK GUARANTEE FOR PERFORMANCE [On the letterhead of the Bank]

Date: [insert]

To
The Director
M/s Strategic Alliance Management Services Pvt.
Ltd. B-18, Sector-6,
Noida, G.B. Nagar Uttar Pradesh - 201301

Dear [insert]

[insert works title] Construction Contract - Bank Guarantee for Performance

You entered into a contract dated [insert date] with [insert] ("**Contractor**") titled [insert contract title] Construction Contract for the [insert name of the project] for certain works and services ("**Works**") to be undertaken by the Contractor ("**Contract**").

We, [insert Bank], irrevocably and unconditionally undertake with you that whenever you give written notice to us stating that in your sole and absolute judgment the Contractor has failed to observe or perform any of the terms, conditions or provisions of the Contract on its part to be observed or performed, we will, notwithstanding any objection which may be made by the Contractor and without any right of set-off or counterclaim, immediately pay to you or as you may direct such an amount as you may in such notice require not exceeding the sum equivalent to **3 %** of the Accepted Contract Amount ("**Guaranteed Sum**").

This Bank Guarantee for Performance ("**Guarantee**") is valid and will continue to be valid from the date of this letter for the Guaranteed Sum till [insert date]. This Guarantee will automatically become null and void by the end of this validity period.

Any payment by us in accordance with this Guarantee must be in INR free and clear of and without any deduction for or on account of any present or future taxes, levies, imposts, duties, charges, fees, set off, counterclaims, deductions or withholdings of any nature whatsoever and by whomever imposed.

Our obligations under this Guarantee constitute direct primary, irrevocable and unconditional obligations, do not require any previous notice to or claim against the Contractor and will not be discharged or otherwise prejudiced or adversely affected by any:

- time, lenience or tolerance which you may grant to the Contractor;
- amendment, modification or extension which may be made to the Contract or the Works executed under the Contract;
- intermediate payment or other fulfilment made by us;
- change in the constitution or organisation of the Contractor; or
- other matter or thing which in the absence of this provision would or might have that effect, except a discharge or amendment expressly made or agreed to by you in writing.

This Guarantee may not be assigned by you to any person, firm or company other than an Affiliate, without our prior written consent, which must not be unreasonably withheld. You must notify us in writing of any assignment, after which we must make any payment claimed under this Guarantee to the person, firm or company specified in the notice which will constitute a full and valid release by us in relation to that payment.

Any notice required by this Guarantee is deemed to be given when delivered (in the case of personal delivery) or forty-eight (48) hours after being despatched by prepaid registered post or recorded delivery (in the case of letter) or as otherwise advised by and between the parties.

We agree that part of the Contract may be amended, renewed, extended, modified, compromised, released or discharged by mutual agreement between you and the Contractor, and this security may be exchanged or surrendered without in any way impairing or affecting our abilities under this Guarantee without notice to us and without the necessity of any additional endorsement, consent or guarantee by us, provided, however, that the Guaranteed Sum does not increase or decrease.

No action, event or condition which by any applicable law may operate to free us from liability under this Guarantee will have any effect. We waive any right we may have to apply such law so that in all respects our liability under this Guarantee will be irrevocable and, except as stated in this Guarantee, unconditional in all respects.

Capitalised words and phrases used within this Guarantee have the same meanings as are given to them in the Contract.

This Guarantee is governed by the Uniform Rules for Demand Guarantees, ICC Publication No. 758, provided that the supporting statement under Article 15 (a), and Articles 34 and 35 are excluded. Any disputes arising out of or in connection with this Guarantee, or the breach, termination, or invalidity thereof will be referred to and finally resolved by arbitration in accordance with the Arbitration and Conciliation Act 1996 then in effect, the language of the proceedings being English.

Nothing in or relating to this Guarantee shall be deemed a waiver, express or implied, of any of the privileges and immunities whatsoever.

IN WITNESS of which the **[insert Bank]** has duly executed this Guarantee on the date stated above.

SIGNED by **[insert]**)
as attorney for **[insert]**)
under power of attorney dated)
[insert])
in the presence of)

)
.....)
Signature of witness)

)
.....)
Name of witness (block letters))

)
.....)
Address of witness)

)
.....)
Occupation of witness)

Address for notices

[insert address]

.....
..... By executing this
agreement the attorney states
that the attorney has received no
notice of revocation of the power
of attorney

SCHEDULE-7
BANK GUARANTEE FOR ADVANCE PAYMENT
[On the letterhead of the Bank]

Date: **[insert]**

To:

The Director
M/s Strategic Alliance Management Services Pvt.
Ltd. B-18, Sector-6,
Noida, G.B. Nagar, Uttar Pradesh - 201301

Dear **[insert]**

[insert works title] Construction Contract - Bank Guarantee for Advance Payment

You entered into a contract dated **[insert date]** with **[insert]** ("**Contractor**") titled **[insert contract title]** Construction Contract for the **[insert name of the project]** for certain works and services ("**Works**") to be undertaken by the Contractor ("**Contract**").

We, **[insert Bank]**, irrevocably and unconditionally undertake with you that whenever you give written notice to us stating that in your sole and absolute judgment the Contractor has failed to observe or perform any of the terms, conditions or provisions of the Contract on its part to be observed or performed, we will, notwithstanding any objection which may be made by the Contractor and without any right of set-off or counterclaim, immediately pay to you or as you may direct such an amount as you may in such notice require not exceeding the sum equivalent to **5 %** of the Accepted Contract Amount ("**Guaranteed Sum**").

This Bank Guarantee for Performance ("**Guarantee**") is valid and will continue to be valid from the date of this letter for the Guaranteed Sum till **[insert date]**. This Guarantee will automatically become null and void by the end of this validity period.

Any payment by us in accordance with this Guarantee must be in INR free and clear of and without any deduction for or on account of any present or future taxes, levies, imposts, duties, charges, fees, set off, counterclaims, deductions or withholdings of any nature whatsoever and by whomever imposed.

Our obligations under this Guarantee constitute direct primary, irrevocable and unconditional obligations, do not require any previous notice to or claim against the Contractor and will not be discharged or otherwise prejudiced or adversely affected by any:

- time, lenience or tolerance which you may grant to the Contractor;
- amendment, modification or extension which may be made to the Contract or the Works executed under the Contract;
- intermediate payment or other fulfilment made by us;
- change in the constitution or organisation of the Contractor; or
- other matter or thing which in the absence of this provision would or might have that effect, except a discharge or amendment expressly made or agreed to by you in writing.

This Guarantee may not be assigned by you to any person, firm or company other than an Affiliate, without our prior written consent, which must not be unreasonably withheld. You must notify us in writing of any assignment, after which we must make any payment claimed under this Guarantee to the person, firm or company specified in the notice which will constitute a full and valid release by us in relation to that payment.

Any notice required by this Guarantee is deemed to be given when delivered (in the case of personal delivery) or forty-eight (48) hours after being despatched by prepaid registered post or recorded delivery (in the case of letter) or as otherwise advised by and between the parties.

We agree that part of the Contract may be amended, renewed, extended, modified, compromised, released or discharged by mutual agreement between you and the Contractor, and this security may be exchanged or surrendered without in any way impairing or affecting our abilities under this Guarantee without notice to us and without the necessity of any additional endorsement, consent or guarantee by us, provided, however, that the Guaranteed Sum does not increase or decrease.

No action, event or condition which by any applicable law may operate to free us from liability under this Guarantee will have any effect. We waive any right we may have to apply such law so that in all respects our liability under this Guarantee will be irrevocable and, except as stated in this Guarantee, unconditional in all respects.

Capitalised words and phrases used within this Guarantee have the same meanings as are given to them in the Contract.

This Guarantee is governed by the Uniform Rules for Demand Guarantees, ICC Publication No. 758, provided that the supporting statement under Article 15 (a), and Articles 34 and 35 are excluded. Any disputes arising out or in connection with this Guarantee, or the breach, termination, or invalidity thereof will be referred to and finally resolved by arbitration in accordance with the Arbitration and Conciliation Act 1996 then in effect, the language of the proceedings being English.

Nothing in or relating to this Guarantee shall be deemed a waiver, express or implied, of any of the privileges and immunities whatsoever.

IN WITNESS of which the **[insert Bank]** has duly executed this Guarantee on the date stated above.

SIGNED by **[insert]**
as attorney for **[insert]**
under power of attorney
dated **[insert]**
in the presence of

.....
.....
Signature of witness

.....
.....
Name of witness (block
letters)
.....
.....
Address of witness

.....
.....
Occupation of witness
Address for notices
[insert address]

.....
.....
By executing this agreement
the attorney states that the
attorney has received no notice
of revocation of the power of
attorney

SCHEDULE 8 - SCHEDULE OF PROGRAMME

- (A) Approved Preliminary Programme
- (B) Milestone Dates
- (C) Contract Programme Requirements

(A) Approved Preliminary Programme

The Approved Preliminary Programme is attached to this Schedule and setout immediately after this page.

(B) Milestone Dates

The Contractor must complete the following Milestones by the corresponding Milestone

Dates:

Sl. No.	Milestone	Milestone Date
1	(insert a detailed description of the Milestone) (for example: The supply, construction, commissioning, testing and completion of Road Section XX)	(insert date)
2	(Insert a detailed description of the Milestone)	(insert date)
3	(Insert a detailed description of the Milestone)	(insert date)
4	(Insert a detailed description of the Milestone)	(insert date)
5	(Insert a detailed description of the Milestone)	(insert date)

If no Milestones are listed above, then no Milestones apply, and the Contractor must still complete the whole of the Works by the Time for Completion.

(C). Contract Programme Requirements [this section is to set out the programme requirements consistent with the general conditions. An example is provided below -amend as required:]

Within 21 days after the Date of the Contract, the Contractor must submit to the Employer's Representative a draft Contract Programme incorporating all timing requirements of the Contract, in accordance with Sub-Clause 8.3 of the General Conditions. Upon approval and certification by the Employer's Representative, the draft Contract Programme, or resubmission thereof, will become the Contract Programme.

The draft Contract Programme must be in such form and detail as the Employer's Representative requires and shall contain as a minimum:

1. the order in which the Contractor proposes to carry out the Works;
2. the time limits within which submission of any Contractor's Documents are required under the Contract; and

The Contract Programme must be prepared in sufficient detail to ensure the adequate planning, execution and monitoring of the Works. The networked activities must be detailed enough to provide a meaningful measurement tool for progress of works. For this purpose, with the exception of approval cycles and the procurement of material, no activity can have a duration of more than 28 days.

The Contract Programme shall be resource loaded and include material, plant and labour. The labour resource assignment shall be further broken down to clearly identify types (trade and/or discipline) and number of resources allocated to an activity.

The Contract Programme must include a detailed CPM logic linked network with activity durations and resource allocations. Negative lags and/or SF (start – finish) relationships are not to be used in developing the Contract Programme.

The Contract Programme will be prepared in electronic format using a recognized computer programme or as otherwise directed by the Employer's Representative.

The Contract Programme will be coded as such to identify the work packages within the scope of work and each ID will be in a format approved by the Employer's Representative. Additionally, the Contract Programme will also identify the life-cycle phases of the work to be carried out i.e. Design, Procurement, Construction, Commissioning & Handover.

The Contract Programme must be accompanied by and/or detail:

1. a programme narrative that describes the inclusions and assumptions made in preparing the Contract Programme;
2. a general description of the arrangements and methods which the Contractor proposes to adopt for carrying out the Works;
3. the critical path for the Works and a complete critical path analysis for the execution of the Works which must show clearly the links between activities and the float times available within the Contract Programme and the earliest start/earliest finish and latest start/latest finish times for each and every activity;
4. Details, and durations on Site, of the resources proposed to achieve the Contract Programme;
5. A manpower (resource) histogram detailing cumulative and monthly volumes by trade for the duration of the Works;
6. A detailed cash flow estimate, in quarterly periods, of all payments to which the Contractor may be entitled under the Contract;
7. An overall planned performance monetary s-curve based upon the approved

- Contract Programme; and
8. A schedule of all submittals and material procurement activities, including time for submittals, re-submittals and reviews and time for any fabrication and delivery of manufactured products and samples. The interdependence of design procurement and construction activities must be included in this schedule.

SUBMISSIONS

All programme submissions by the Contractor are to include:

1. 3 coloured hard copies, plus
2. 1 full copy in native electronic format on CD.

CALENDARS

All programmes shall be developed using appropriate calendars that reflect the intended method of working, public holidays, etc. The standard calendars to be used are:

1. Calendar 1 – Eight (8) hour day, Five (5) day work week, Saturday and Sunday non-working days and include public holidays. The start day for the calendar is Sunday. This calendar should generally be applied to all non- construction activities related to design, procurement, government and/or other approvals, etc.
2. Calendar 2 – Ten (10) hour day, Six (6) day work week, Sunday non-working day and include public holidays. The start day for the calendar is Saturday. This calendar will be applied to a majority of construction activities.

All other non- standard calendars that need to be used to reflect the intended method of work are to be identified and highlighted in any programme submission and will be subject to the Employer's Representative's approval.

SCHEDULE 9 - SCHEDULE OF KEY PERSONNEL

The Contractor's Key Personnel for the Project are:

Sl. No.	Position Description	Name
1	<i>[insert position description]</i> <i>[for example: Safety Manager, Quality control Manager, Environmental Manager, Site Manager, Site Foreman.]</i>	<i>[insert name]</i>
2	<i>[insert position description]</i>	<i>[insert name]</i>
3	<i>[insert position description]</i>	<i>[insert name]</i>
4	<i>[insert position description]</i>	<i>[insert name]</i>
5	<i>[insert position description]</i>	<i>[insert name]</i>
6	<i>[insert position description]</i>	<i>[insert name]</i>
7	<i>[insert position description]</i>	<i>[insert name]</i>
8	<i>[insert position description]</i>	<i>[insert name]</i>
9	<i>[insert position description]</i>	<i>[insert name]</i>
10	<i>[insert position description]</i>	<i>[insert name]</i>

If there is a position stated in this Schedule but no person is named in that particular role, then the Contractor shall obtain the Employer's Representative's approval before appointing a person to fill that role.

Schedule 10 - SCHEDULE OF FORMS OF CERTIFICATES

- (A) Form of Taking Over Certificate
- (B) Form of Final Completion Certificate
- (C) Form of Final Payment Certificate
- (D) Form of Warranty Services Performance Certificate

(A) FORM OF TAKING-OVER CERTIFICATE

[ON LAB/SITE OFFICIAL LETTERHEAD]

[insert Date]

Contractor's Representative

[Address]

TAKING-OVER CERTIFICATE

Dear [insert]

[insert works title] Construction Contract ("Contract")

[insert name of the development]

We refer to Clause 8.2 of the

Contract.

We advise you that on [insert date] the Works, or a Section or part of the Works as specified below, were completed to a stage ready to be Taken Over by the Purchaser in accordance with the Contract.

The works to which this Taking-Over Certificate relates are:	
--	--

By signing this Taking-Over Certificate, the Purchaser acknowledges and accepts that the Works, or the Section or part of the Works specified above, were completed, including the matters described in Clause 7 [Time for Completion], and Taken Over by the Purchaser in accordance with the Contract on [insert date].

This Taking-Over Certificate is executed by an official representative duly authorized to bind the Employer.

This Taking-Over Certificate does not relieve you from any of your unperformed or continuing warranties, obligations or liabilities under or in connection with the Contractor at law, including the remedying of all defects.

Yours sincerely

.....

[insert]

Employer's Representative

(B) FORM OF FINAL COMPLETION CERTIFICATE

[ON LAB/SITE OFFICIAL LETTERHEAD]

[insert Date]

Contractor's Representative

[Address]

FINAL COMPLETION CERTIFICATE

Dear **[insert]**

[insert works title] Construction Contract ("Contract")

[insert name of the development]

We refer to Sub-Clause 9.3 of the Contract.

We advise that on **[insert date]** you have completed your obligations under the Contract to a stage ready for the Final Completion Certificate to be issued by the Purchaser in accordance with the Contract.

By signing this Final Completion Certificate, the Purchaser acknowledges and accepts that your obligations under the Contract have been completed to a stage ready for the Final Completion Certificate to be issued by the Employer.

This Final Completion Certificate is executed by an official representative duly authorised to bind the Employer.

This Final Completion Certificate does not relieve you from any of its unperformed or continuing warranties, obligations or liabilities under or in connection with the Contract at law.

Yours sincerely

.....

[insert]

Employer's Representative

(C) FORM OF FINAL PAYMENT CERTIFICATE

[ON SAMS LETTERHEAD]

[*insert Date*]

Contractor's Representative
[**Address**]

FINAL PAYMENT CERTIFICATE

Dear [*insert*]

insert works title Construction Contract ("Contract")

This Final Payment Certificate is issued pursuant to Clause 11.7 of the Contract. Date of Final Statement applying for a Final Payment Certificate:

Total amount claimed in the Final Statement: INR

Value of all work done in accordance with Contract: INR

Any additional amount that the Contractor is entitled to under the Contract: INR

Amount to be deducted for all prior payments made by the Purchaser to the Contractor: INR

Total of the amount due for payment to [the Contractor by the Employer] [the Purchaser by the Contractor]: INR

Yours sincerely

.....

[*insert*]

Employer's Representative

(D) Form of Warranty Services Performance Certificate

[insert Date]

Contractor's Representative

[Address]

Warranty Services Performance Certificate

[insert works title] Construction Contract ("Contract")

We refer to Sub-Clause 9.3 of the Contract.

We advise that on [insert date] you have completed your obligations under the Contract towards First / Second year warranty in accordance with the Contract.

By signing this Certificate, the Purchaser acknowledges and accepts that your obligations under the Contract have been completed, which includes the following:

- 1) Annual third-party validation of laboratory
- 2) Closure of all breakdown / maintenance calls logged during the warranty period

This Certificate is executed by an official representative duly authorised to bind the Employer.

This Certificate does not relieve you from any of its unperformed or continuing warranties, obligations or liabilities under or in connection with the Contractor at law.

Yours sincerely

.....

[insert]

Employer's Representative

SCHEDULE 11 - SCHEDULE OF PERMITTED SUBCONTRACTORS

Subcontract Works	Permitted Subcontractors
<i>[insert description]</i>	<i>[insert]</i>
<i>[insert description]</i>	<i>[insert]</i>
<i>[insert description]</i>	<i>[insert]</i>
<i>[insert description]</i>	<i>[insert]</i>
<i>[insert description]</i>	<i>[insert]</i>
<i>[insert description]</i>	<i>[insert]</i>
<i>[insert description]</i>	<i>[insert]</i>
<i>[insert description]</i>	<i>[insert]</i>

For all other subcontract works not listed above, the Contractor must obtain the Employer's prior written consent before engaging a subcontractor to execute such parts of the Works.

If no subcontractors are listed above, then no Permitted Subcontractors apply and the Contractor must obtain the Employer's prior written consent before subcontracting any part of the Works.

SCHEDULE 12 - SCHEDULE OF NOMINATED SUBCONTRACTORS

Subcontract Works	Nominated Subcontractors
<i>[insert description]</i>	<i>[insert]</i>
<i>[insert description]</i>	<i>[insert]</i>
<i>[insert description]</i>	<i>[insert]</i>
<i>[insert description]</i>	<i>[insert]</i>
<i>[insert description]</i>	<i>[insert]</i>
<i>[insert description]</i>	<i>[insert]</i>
<i>[insert description]</i>	<i>[insert]</i>
<i>[insert description]</i>	<i>[insert]</i>

For all other subcontract works not listed above or in Schedule 15, the Contractor must obtain the Employer's prior written consent before engaging a subcontractor to execute such parts of the Works.

The Purchaser reserves the right to nominate additional subcontractors for certain works in accordance with the General Conditions.

Chapter VI– Other Standard Form

Form of Bid Security Declaration

[Please refer to ITB Para 17 of the Bid Document]

*[The Bidder shall fill in this form in accordance with the instructions indicated below.
No alterations to its format shall be permitted and no substitutions shall be accepted.]*

Date: *[date (as day, month and year)]*
Bid Ref. No.: *[number of bidding process]*

Ref:

To

The Director
M/s Strategic Alliance Management Services Pvt. Ltd. B-18, Sector-6,
Noida, G.B. Nagar
Uttar Pradesh – 201301

We, the undersigned, declare that:

We understand that, according to your conditions, bids must be supported by a Bid Securing Declaration.

We accept that we will automatically be suspended from being eligible for bidding in any contract with the Purchaser for the period of 2 (two) years starting on *the date of suspension*, if we are in breach of our obligation(s) under the bid conditions, because we:

- (a) have withdrawn our Bid during the period of bid validity specified in the Letter of Technical Bid; or
- (b) having been notified of the acceptance of our Bid by the Purchaser during the period of bid validity, (i) fail or refuse to execute the Contract; or (ii) fail or refuse to furnish the Performance Security, if required, in accordance with the ITB.

We understand this Bid Securing Declaration shall expire if we are not the successful Bidder, upon the earlier of (i) our receipt of your notification to us of the name of the successful Bidder; or (ii) twenty-eight days after the expiration of our Bid.

Name of the Bidder _____

Name of the person duly authorized to sign the Bid on behalf of the Bidder _____

Title of the person signing the Bid _____

Signature of the person named above _____

Date signed _____